

Bramley Village

# Traffic Review

20 November 2019

For and on behalf of  
**Bramley Parish Council**

**Project Ref: 2019-503**

**LvW Highways Ltd**  
**Highway, Traffic & Transport Consultants**  
Blaenparc  
Felingwm Uchaf  
Carmarthen  
SA32 7PR

Tel: 01267 290769

E-mail: [Karl.vonWeber@lvwhighways.com](mailto:Karl.vonWeber@lvwhighways.com)

## REPORT CONTROL



e. paul.lacey@lvwhighways.com  
w. www.lvwhighways.com

**Wales Office:**  
Bleanparc  
Felingwm Uchaf  
Carmarthen  
SA32 7PR

t. 01267 290769  
m. 07769 226695

**England Office:**  
4 Mountway Close  
Bishops Hull  
Taunton  
TA1 5LP

t. 01823 257208  
m. 07770 775835

Report Title:	Traffic Review
File Location:	503-TR-v02.docx

Client:	Bramley Parish Council
Project Number:	2019-503

Draft Report Issued:	v01 – 04 November 2019
Final Report Issued:	V02 – 20 November 2019

Prepared By:	Karl von Weber
Office:	Wales
Checked By:	Paul Lacey

© The contents of this document must not be copied or reproduced in whole or in part without the written consent of LvW Highways Ltd.

## Contents

<b>1</b>	<b>INTRODUCTION .....</b>	<b>1</b>
<b>2</b>	<b>TRAFFIC ANALYSIS .....</b>	<b>1</b>
	<b>Available Traffic Survey Data.....</b>	<b>1</b>
	2019 Automatic Traffic Counters (ATC) .....	1
	2016 Junction Turning Counts (JTC) .....	2
	2012 Junction Turning Counts (JTC) .....	3
	<b>Changes in traffic volumes over time.....</b>	<b>4</b>
	2016 – 2019 ATCs.....	4

## FIGURES

<b>Figure 1: Locations of Automatic Traffic Counters undertaken in 2019 .....</b>	<b>1</b>
<b>Figure 2: Locations of Junction Turning Counts undertaken in 2016.....</b>	<b>2</b>
<b>Figure 3: Locations of Automatic Traffic Counters undertaken in 2016 .....</b>	<b>3</b>

## TABLES

<b>Table 1: Observed ATC traffic flows.....</b>	<b>4</b>
---	----------

## 1 INTRODUCTION

- 1.1 LvW Highways Ltd are commissioned by Bramley Parish Council to provide a review of current traffic movements on the local highway network and also provide a comparison with traffic flows observed in 2016.

## 2 TRAFFIC ANALYSIS

- 2.1 This section analyses the volume of traffic that uses the local highway network within Bramley.

### Available Traffic Survey Data

- 2.2 The available traffic data observed in 2016 and 2019 are in comparable locations, and as such enable a direct comparison to be made regarding the change in vehicle proportions and traffic levels over time.

### 2019 Automatic Traffic Counters (ATC)

- 2.3 Bramley PC have recently commission Automatic Traffic Counters (ATC) on the local highway network at locations shown in Figure 1 based on a Google Earth background image.



Figure 1: Locations of Automatic Traffic Counters undertaken in 2019

- 2.4 To obtain 2019 baseline traffic information Automatic Traffic Counters were placed at ten locations identified below:

- ATC 1 Boars Bridge 51.32696, -1.10294
- ATC 2 Vyne Road 51.31952, -1.07881
- ATC 3 Cufaude Lane 51.32201, -1.07223
- ATC 4 Minchens Lane 51.33096, -1.06623
- ATC 5 The Street 51.33002, -1.06378
- ATC 6 Coopers Lane 51.32916, -1.06206
- ATC 7 Bramley Lane 51.33124, -1.06013

- ATC 8 Sherfield Road 51.32999, -1.05838
- ATC 9 Folly Lane 51.32687, -1.04694
- ATC 10 Sherfield Lane 51.32341, -1.03888

2.5 The ATC's collected data over a week's period from Tuesday 1st October to Monday 7th October 2019.

### **2016 Junction Turning Counts (JTC)**

2.6 On Thursday 28<sup>th</sup> April 2016 junction turning counts (JTC) were undertaken at fourteen junctions along the main road running through Bramley at the locations shown in Figure 2 based on a Google Earth background image.




**Figure 2: Locations of Junction Turning Counts undertaken in 2016**

2.7 To obtain baseline traffic information in 2016, Junction turning movement surveys were undertaken at fourteen junctions. The traffic surveys were undertaken on Thursday 28<sup>th</sup> April 2016 and the junctions surveyed were:

- The Street / Vyne Road / Silchester Road;
- The Street / Cufaude Lane;
- The Street / Minchens Lane;
- The Street / Ringshall Gardens;
- The Street / Coopers Lane;
- Sherfield Road / Bramley Lane / Bramley Bakery;
- Sherfield Road / Longbridge Road;
- Sherfield Road / Strawberry Fields;
- Sherfield Road / The Smithy;
- Sherfield Road / Farriers Lane;
- Sherfield Road / Lane End;
- Sherfield Road / Bramley Green Road;

- Sherfield Road / Folly Lane; and
  - Sherfield Road / Campbell Road;
- 2.8 The JTC collected data over three hours in the morning (07:00-10:00) and four hours in the afternoon/evening 15:00-19:00).
- 2.9 There were also two Automatic Traffic Counter (ATC) located on Silchester Road just before the Vyne Road junction and on Sherfield Road just past Campbell Road junction to measure traffic flows and speeds.
- 2.10 The two ATC were installed at the locations shown in Figure 3 based on a Google Earth background image.



**Figure 3: Locations of Automatic Traffic Counters undertaken in 2016**

- 2.11 The ATC's collected data over a week's period from Monday 25<sup>th</sup> April to Sunday 1<sup>st</sup> May 2016.

***2012 Junction Turning Counts (JTC)***

- 2.12 To obtain baseline traffic information the Minchens Lane TA commissioned traffic turning movement surveys at eight junctions and at the level crossing. The traffic surveys were all undertaken on Wednesday November 7<sup>th</sup> 2012 and the junctions surveyed were:
- The Street / Vyne Road / Silchester Road;
  - The Street / Cufaude Lane;
  - The Street / Minchens Lane;
  - Level Crossing (queue and pedestrian survey);
  - Sherfield Road / Bramley Lane / Bramley Bakery;
  - Sherfield Road / The Smithy;
  - Sherfield Road / Farriers Lane;
  - Reading Road / Bramley Road; and
  - A33 / Bramley Road.

**Changes in traffic volumes over time**

- 2.13 To consider the changes in traffic volumes we have compared the traffic movements along each of the ten highways surveyed in 2019 between the hours of 07:00 and 10:00 in the morning and between 15:00 and 19:00 in the afternoon / evening.
- 2.14 The data used in the comparison of the traffic flows contained within Appendix A.
- 2.15 From the information available, the general trend and level of traffic appears consistent between the three datasets i.e. there has not been a significant increase or decrease of traffic movements along the highways.

**2016 – 2019 ATCs**

- 2.16 If we compare the results of the compatible ATCs on Silchester Road /Boars Bridge and Sherfield Road, it can be seen that there was more traffic passing through these ATCs in 2016 than in 2019.
- 2.17 Table 1 shows the comparison between the 24hours traffic flows for the two ATCs

**Table 1: Observed ATC traffic flows**

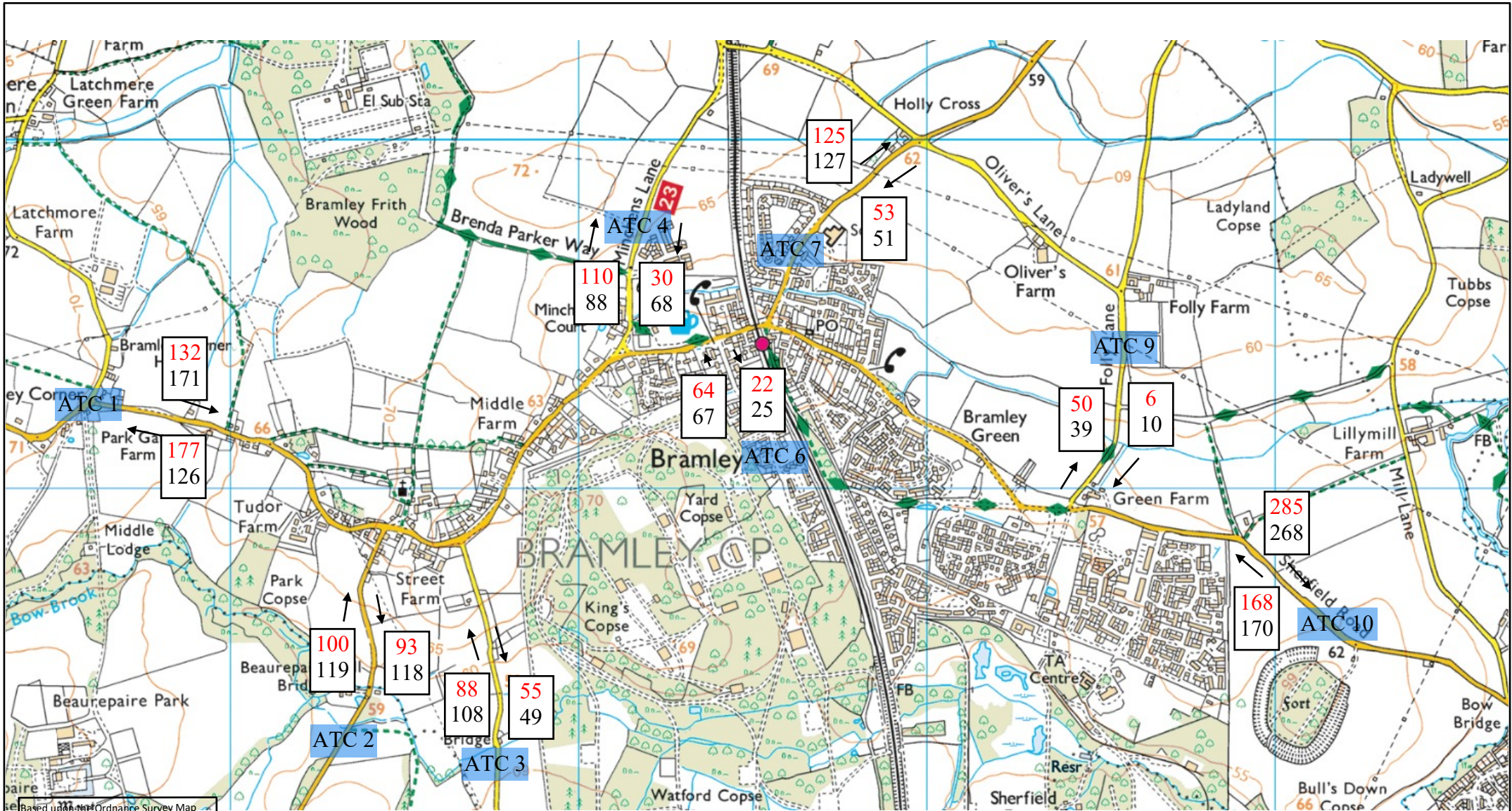
<b>ATC 1 Silchester Road 2016</b>	<b>Mon</b>	<b>Tue</b>	<b>Wed</b>	<b>Thu</b>	<b>Fri</b>	<b>Sat</b>	<b>Sun</b>	<b>5-Day Ave.</b>	<b>7-Day Ave.</b>
<b>Eastbound</b>	1704	1715	1713	1696	1800	1184	984	1726	1542
<b>Westbound</b>	1772	1733	1741	1707	1758	1234	1030	1742	1568
<b>Combined</b>	3476	3448	3454	3403	3558	2418	2014	3468	3110
<b>ATC 1 Boars Bridge 2019</b>	<b>Mon</b>	<b>Tue</b>	<b>Wed</b>	<b>Thu</b>	<b>Fri</b>	<b>Sat</b>	<b>Sun</b>	<b>5-Day Ave.</b>	<b>7-Day Ave.</b>
<b>Eastbound</b>	1552	1510	1591	1643	1574	1151	879	1574	1414
<b>Westbound</b>	1537	1566	1593	1653	1565	1131	893	1583	1420
<b>Combined</b>	3089	3076	3184	3296	3139	2282	1772	3157	2834
<b>ATC 2 Sherfield Road 2016</b>	<b>Mon</b>	<b>Tue</b>	<b>Wed</b>	<b>Thu</b>	<b>Fri</b>	<b>Sat</b>	<b>Sun</b>	<b>5-Day Ave.</b>	<b>7-Day Ave.</b>
<b>Eastbound</b>	2881	3070	3084	3121	3258	2773	2309	3083	2928
<b>Westbound</b>	2965	3021	3212	3171	3361	2724	2264	3146	2960
<b>Combined</b>	5846	6091	6296	6292	6619	5497	4573	6229	5888
<b>ATC 10 Sherfield Road 2019</b>	<b>Mon</b>	<b>Tue</b>	<b>Wed</b>	<b>Thu</b>	<b>Fri</b>	<b>Sat</b>	<b>Sun</b>	<b>5-Day Ave.</b>	<b>7-Day Ave.</b>
<b>Eastbound</b>	2900	2812	2975	2916	3126	2563	2204	2946	2785
<b>Westbound</b>	2908	2879	2987	2899	3091	2562	2278	2953	2801
<b>Combined</b>	5808	5691	5962	5815	6217	5125	4482	5899	5586

- 2.18 The general observation is that traffic flows have slightly decreased compared with the survey data undertaken in April 2016.

## **APPENDIX A**

### **Traffic Data**





Based upon the Ordnance Survey Map with the permission of the controller of H.M. Stationary Office © Crown Copyright



LvW Highways Ltd  
 Blaenparc  
 Felingwm Uchaf  
 Carmarthen  
 Carmarthenshire  
 SA32 7PR  
 01267 290769  
 07769 226695

Notes:

170  
167


April 2016  
October 2019

Bramley Parish Council

BRAMLEY, HAMPSHIRE  
TRAFFIC DATA

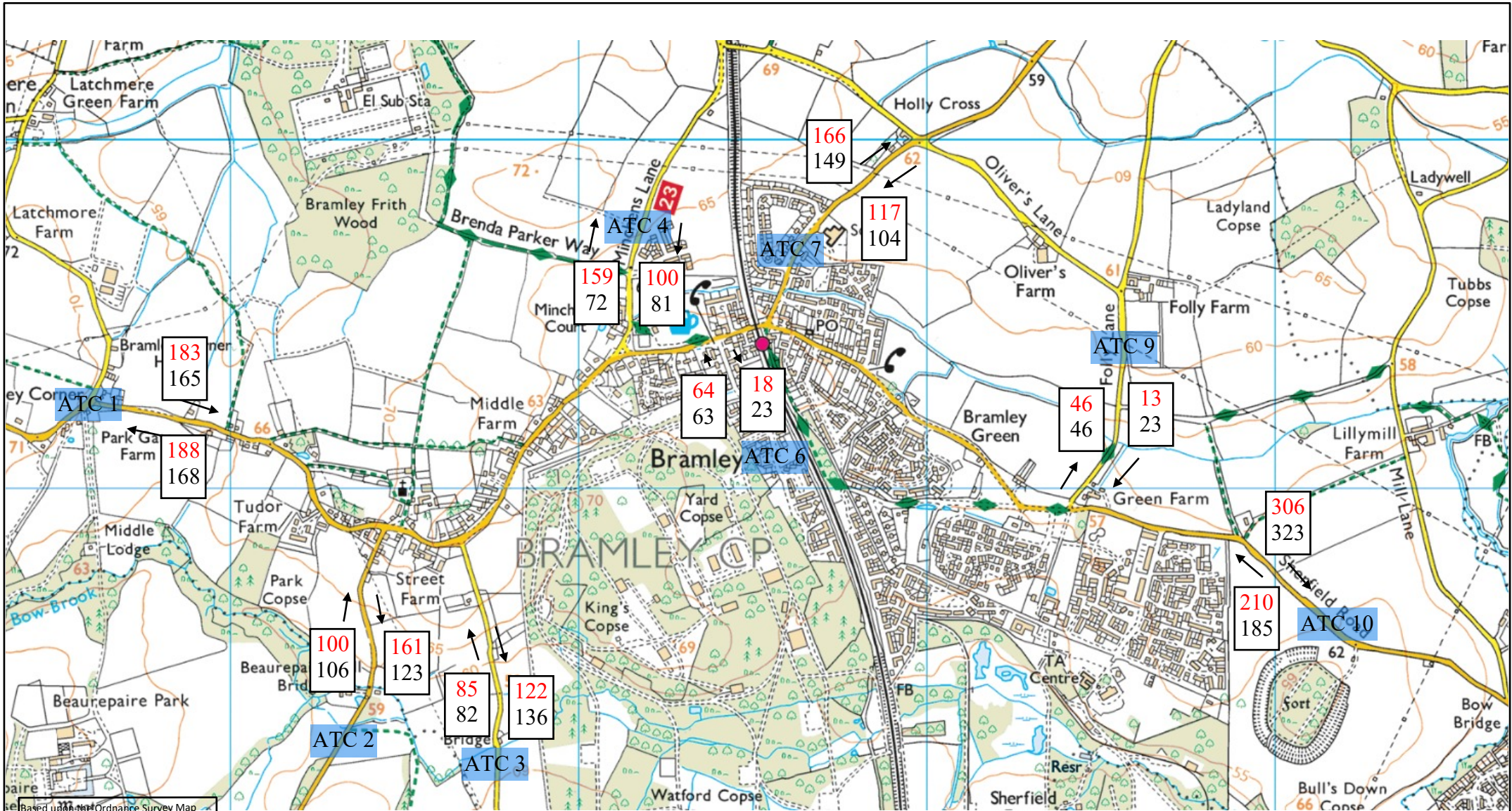
07:00 to 08:00

COMPARISON OF TRAFFIC FLOWS  
OBSERVED IN APRIL 2016 AND  
OCTOBER 2019



Scale: N.T.S. @ A4

Figure No. FIGURE 01



Based upon the Ordnance Survey Map with the permission of the controller of H.M. Stationary Office © Crown Copyright



LvW Highways Ltd  
 Blaenparc  
 Felingwm Uchaf  
 Carmarthen  
 Carmarthenshire  
 SA32 7PR  
 01267 290769  
 07769 226695

Notes:

170  
167

April 2016  
October 2019

Client  
Bramley Parish Council

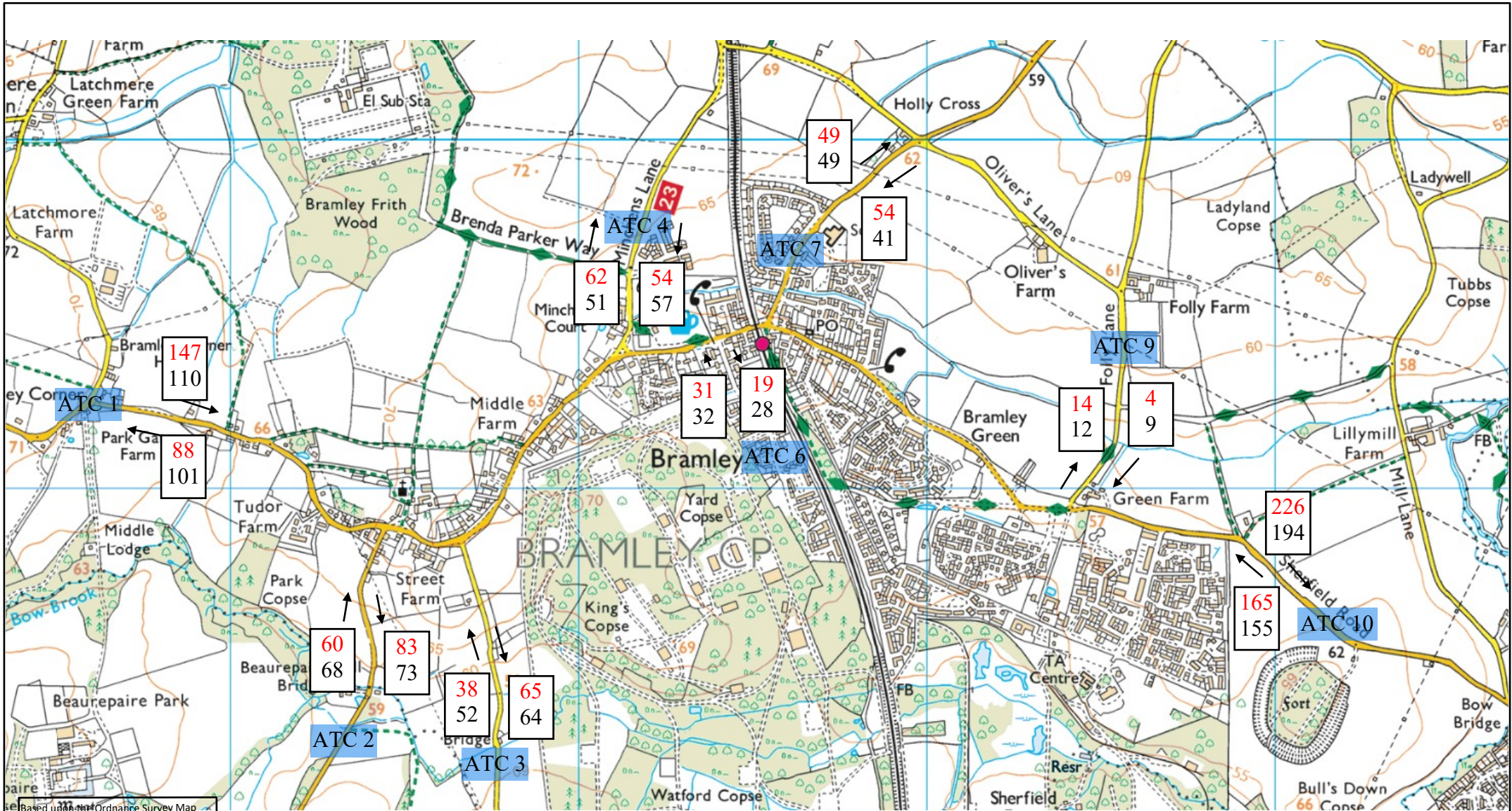
Project  
BRAMLEY, HAMPSHIRE  
TRAFFIC DATA  
08:00 to 09:00



Title  
COMPARISON OF TRAFFIC FLOWS  
OBSERVED IN APRIL 2016 AND  
OCTOBER 2019

Scale  
N.T.S. @ A4

Figure No.  
FIGURE 02



Based upon the Ordnance Survey Map with the permission of the controller of H.M. Stationary Office © Crown Copyright



LvW Highways Ltd  
 Blaenparc  
 Felingwm Uchaf  
 Carmarthen  
 Carmarthenshire  
 SA32 7PR  
 01267 290769  
 07769 226695

Notes:

170  
167

April 2016  
October 2019

Client  
Bramley Parish Council

Project  
BRAMLEY, HAMPSHIRE  
TRAFFIC DATA

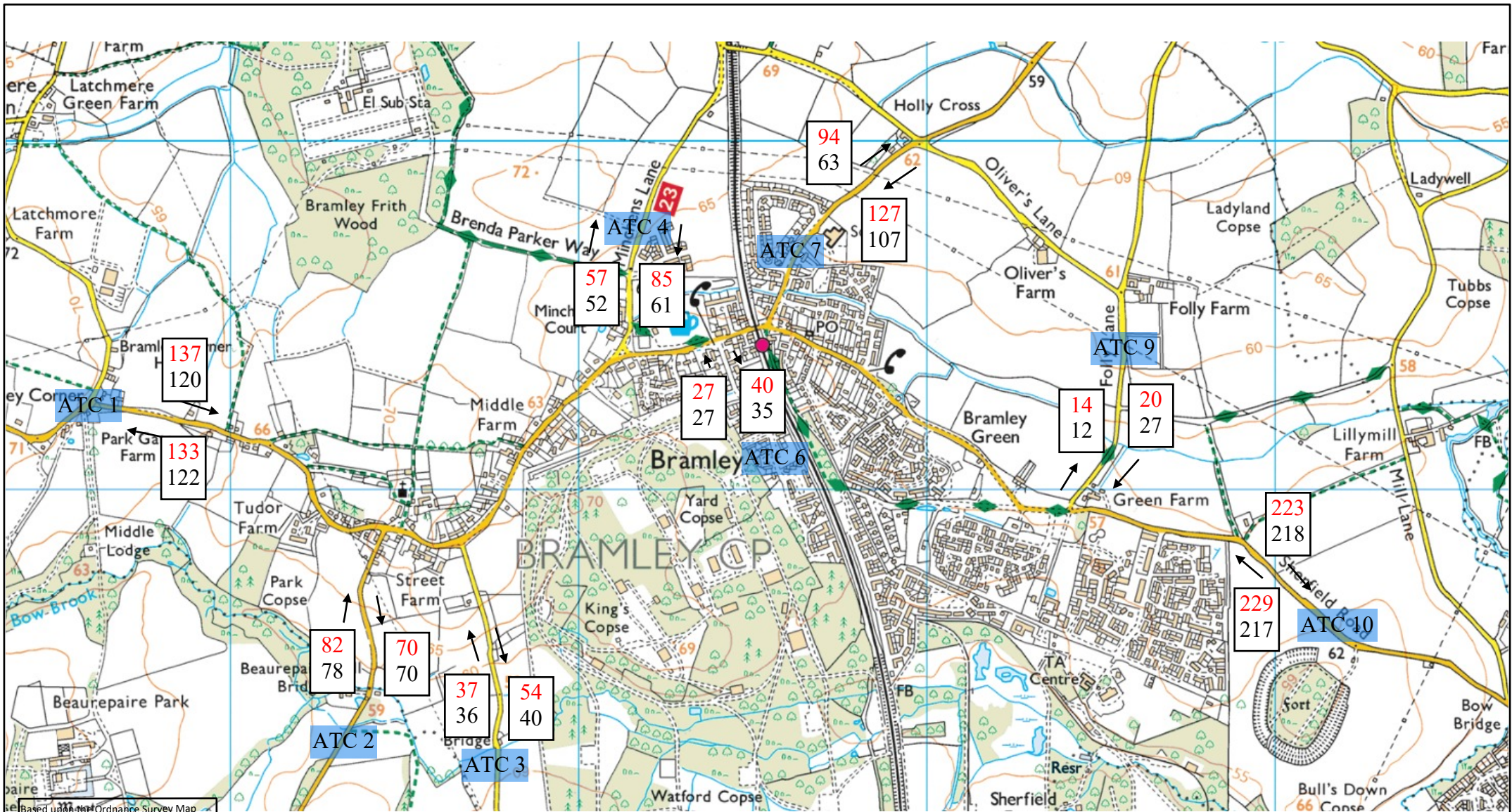
09:00 to 10:00



Title  
COMPARISON OF TRAFFIC FLOWS  
OBSERVED IN APRIL 2016 AND  
OCTOBER 2019

Scale  
N.T.S. @ A4

Figure No.  
FIGURE 03



Based upon the Ordnance Survey Map with the permission of the controller of H.M. Stationary Office © Crown Copyright



LvW Highways Ltd  
 Blaenparc  
 Felingwm Uchaf  
 Carmarthen  
 Carmarthenshire  
 SA32 7PR  
 01267 290769  
 07769 226695

Notes:

170  
167

April 2016  
October 2019

Bramley Parish Council

BRAMLEY, HAMPSHIRE  
TRAFFIC DATA

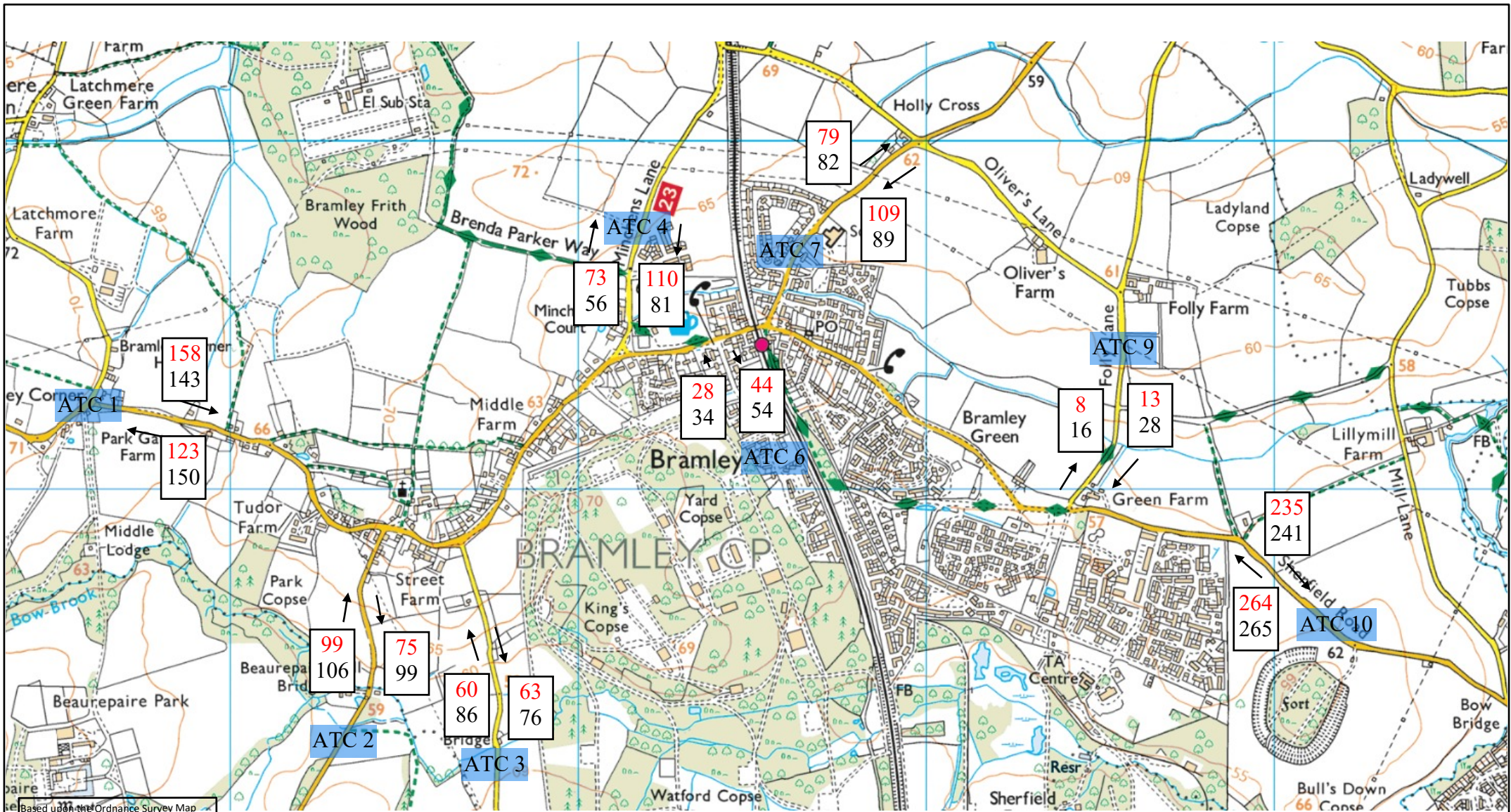
15:00 to 16:00



COMPARISON OF TRAFFIC FLOWS  
OBSERVED IN APRIL 2016 AND  
OCTOBER 2019

Scale: N.T.S. @ A4

Figure No: FIGURE 04



Based upon the Ordnance Survey Map with the permission of the controller of H.M. Stationary Office © Crown Copyright

**LvW Highways**  
 Blaenparc  
 Felingwm Uchaf  
 Carmarthen  
 Carmarthenshire  
 SA32 7PR  
 01267 290769  
 07769 226695

Notes:  
 170  
 167  
 April 2016  
 October 2019

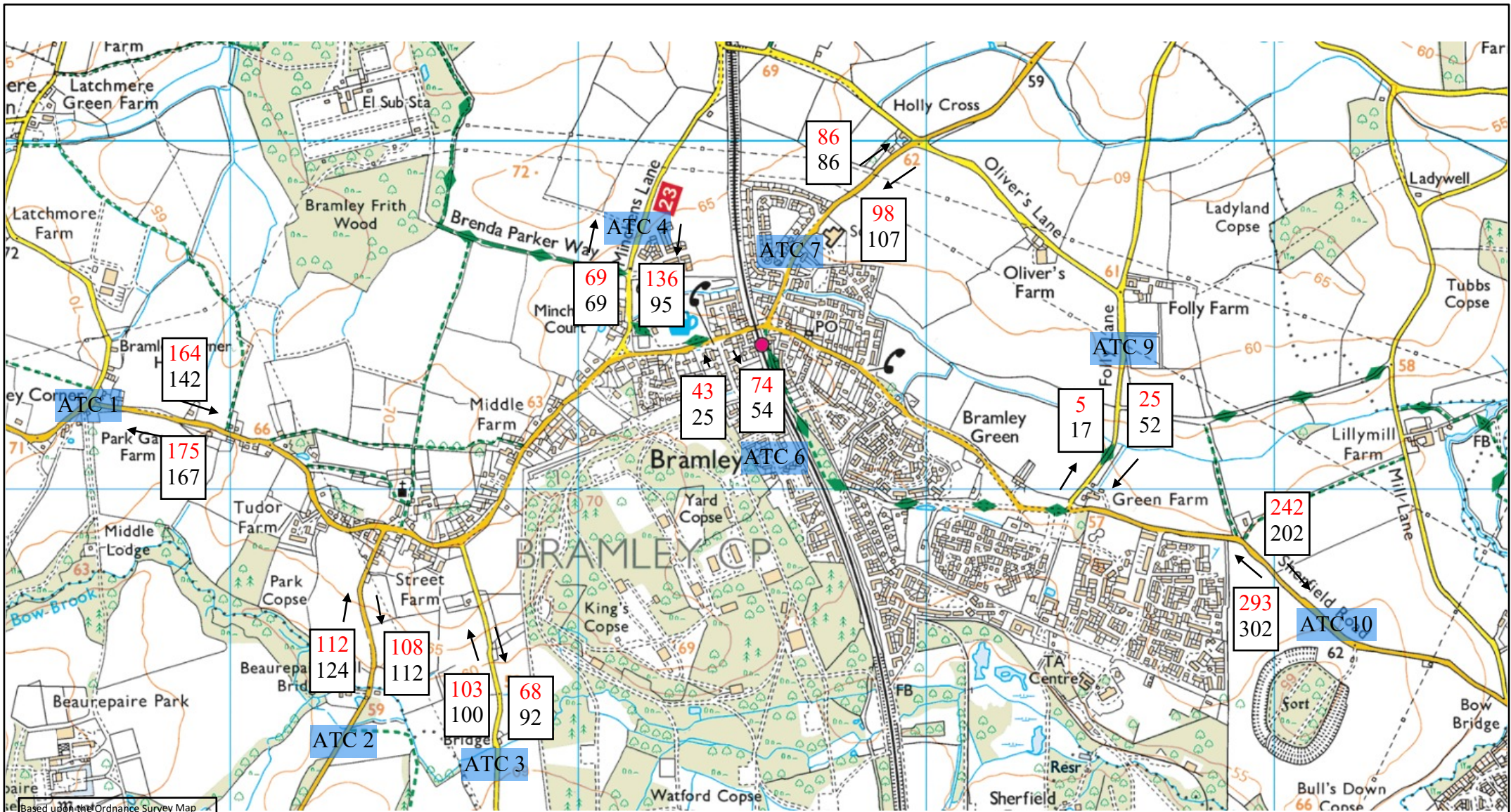
Client  
 Bramley Parish Council

Project  
 BRAMLEY, HAMPSHIRE  
 TRAFFIC DATA  
 16:00 to 17:00

Title  
 COMPARISON OF TRAFFIC FLOWS  
 OBSERVED IN APRIL 2016 AND  
 OCTOBER 2019

Scale  
 N.T.S. @ A4

Figure No.  
 FIGURE 05



Based upon the Ordnance Survey Map with the permission of the controller of H.M. Stationary Office © Crown Copyright



LvW Highways Ltd  
 Blaenparc  
 Felingwm Uchaf  
 Carmarthen  
 Carmarthenshire  
 SA32 7PR  
 01267 290769  
 07769 226695

Notes:

170  
167

April 2016  
October 2019

Client  
Bramley Parish Council

Project  
BRAMLEY, HAMPSHIRE  
TRAFFIC DATA

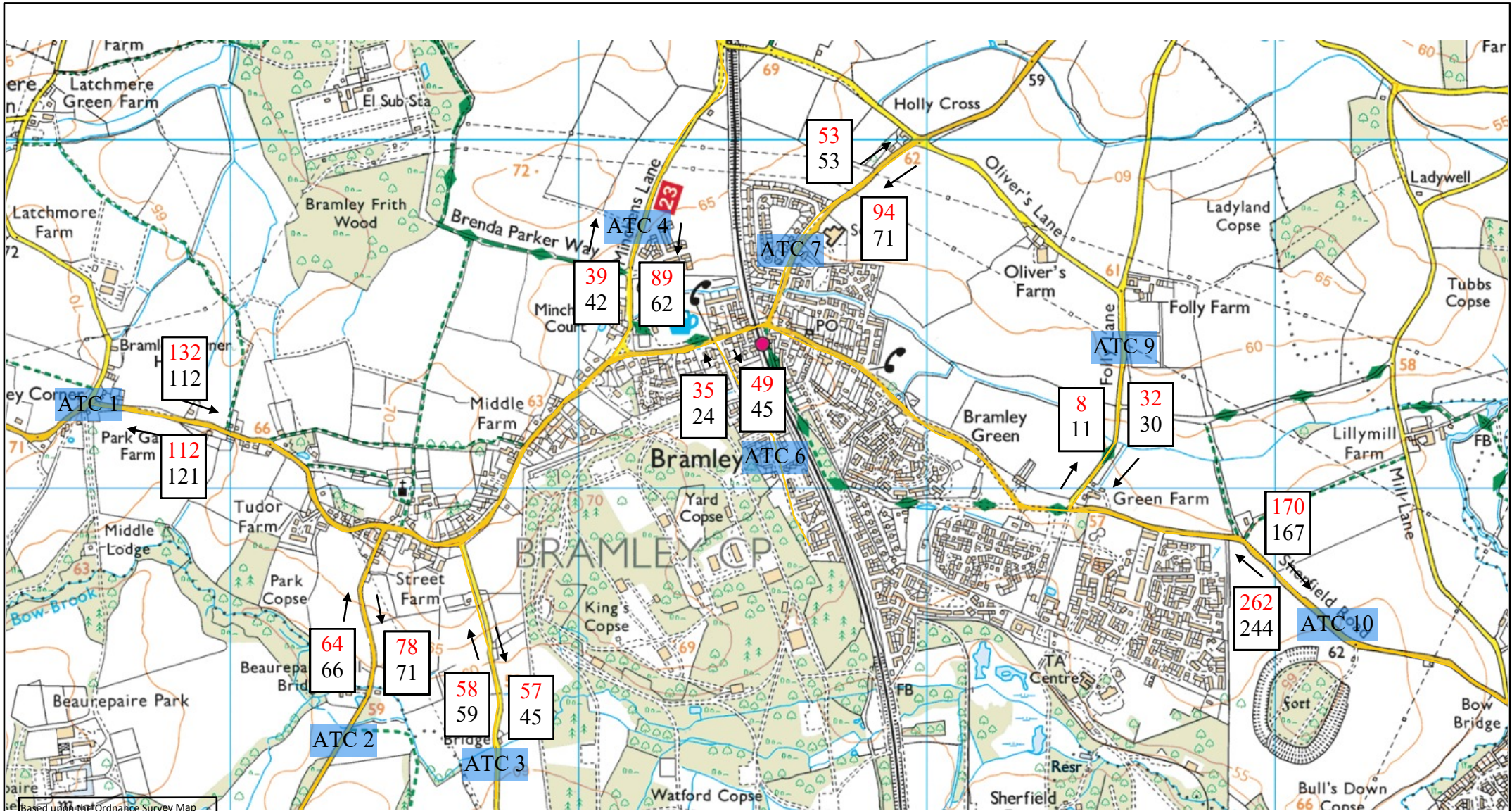
17:00 to 18:00



Title  
COMPARISON OF TRAFFIC FLOWS  
OBSERVED IN APRIL 2016 AND  
OCTOBER 2019

Scale  
N.T.S. @ A4

Figure No.  
FIGURE 06



Based upon the Ordnance Survey Map with the permission of the controller of H.M. Stationary Office © Crown Copyright

**LvW Highways**  
 Blaenparc  
 Felingwm Uchaf  
 Carmarthen  
 Carmarthenshire  
 SA32 7PR  
 01267 290769  
 07769 226695

Notes:  
 170  
 167  
 April 2016  
 October 2019

Client:  
 Bramley Parish Council

Project:  
 BRAMLEY, HAMPSHIRE  
 TRAFFIC DATA  
 18:00 to 19:00

Title:  
 COMPARISON OF TRAFFIC FLOWS  
 OBSERVED IN APRIL 2016 AND  
 OCTOBER 2019

Scale: N.T.S. @ A4  
 Figure No: FIGURE 07



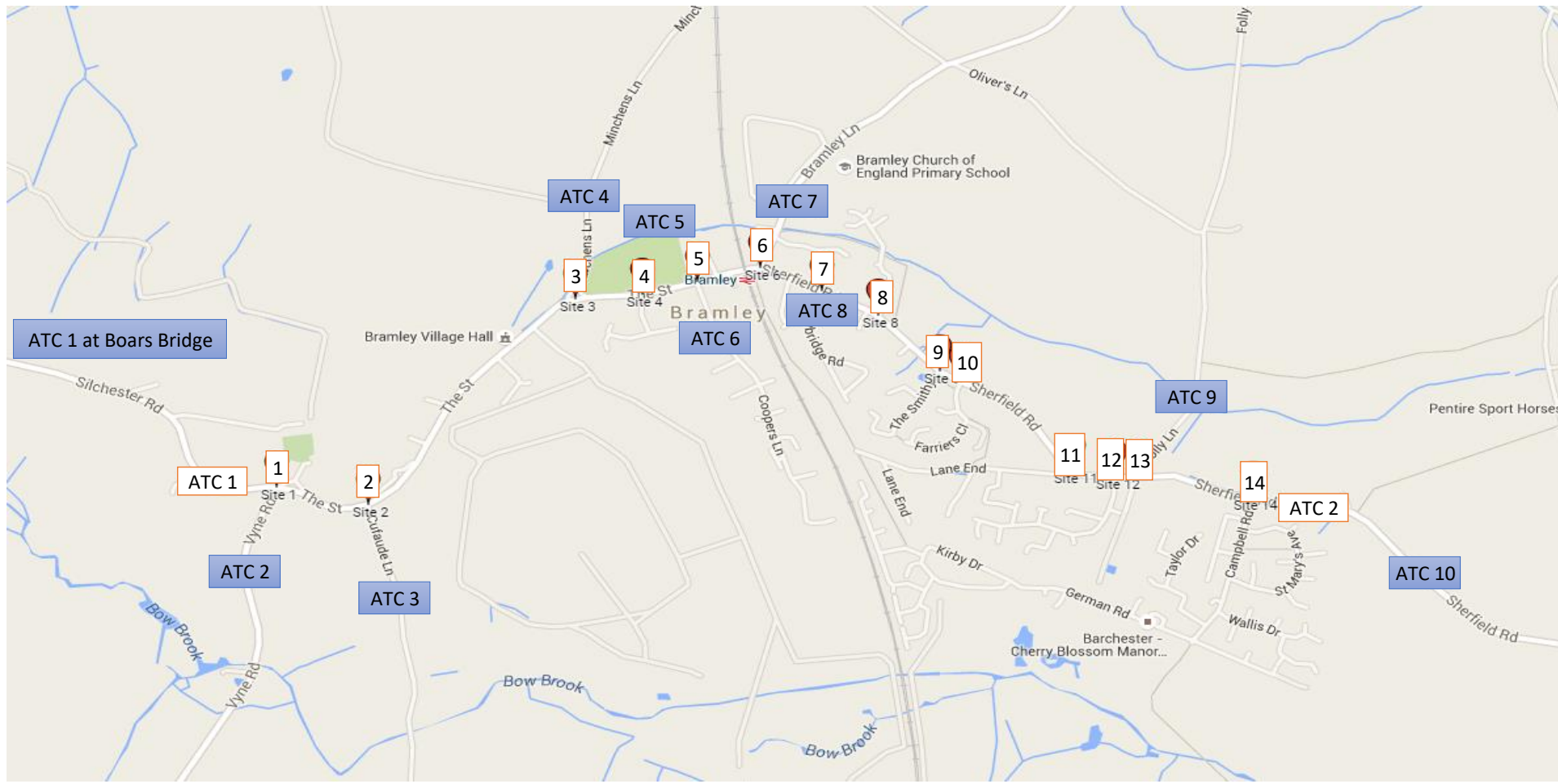
**Client:** Bramley Parish Council  
**Project:** 2019-503 Bramley, Hampshire  
**Sites:** 1-14  
**Survey Date:** JTC Thu 28th Apr 2016 & ATC Thu 3rd Oct 2019  
**Survey Period:** 7:00-10:00, 15:00-19:00  
**Method:** Junction Turning Counts & Automatic Traffic Counts

**Incidents / Observations:**

No Incidents



Client :	Bramley Parish Council	Site plan for :	1-14
Project :	2019-503 Bramley, Hampshire	Date :	JTC Thu 28th Apr 2016 & ATC Thu 3rd Oct 2019



White boxes with red boarder represent survey locations undertaken in 2016 and Blue boxes, surveys undertaken in 2019

Client :	Bramley Parish Council	Site plan for :	1-2
Project :	2019-503 Bramley, Hampshire	Date :	JTC Thu 28th Apr 2016 & ATC Thu 3rd Oct 2019



White boxes with red boarder represent survey locations undertaken in 2016 and Blue boxes, surveys undertaken in 2019

Client :	Bramley Parish Council	Site plan for :	3-8
Project :	2019-503 Bramley, Hampshire	Date :	JTC Thu 28th Apr 2016 & ATC Thu 3rd Oct 2019



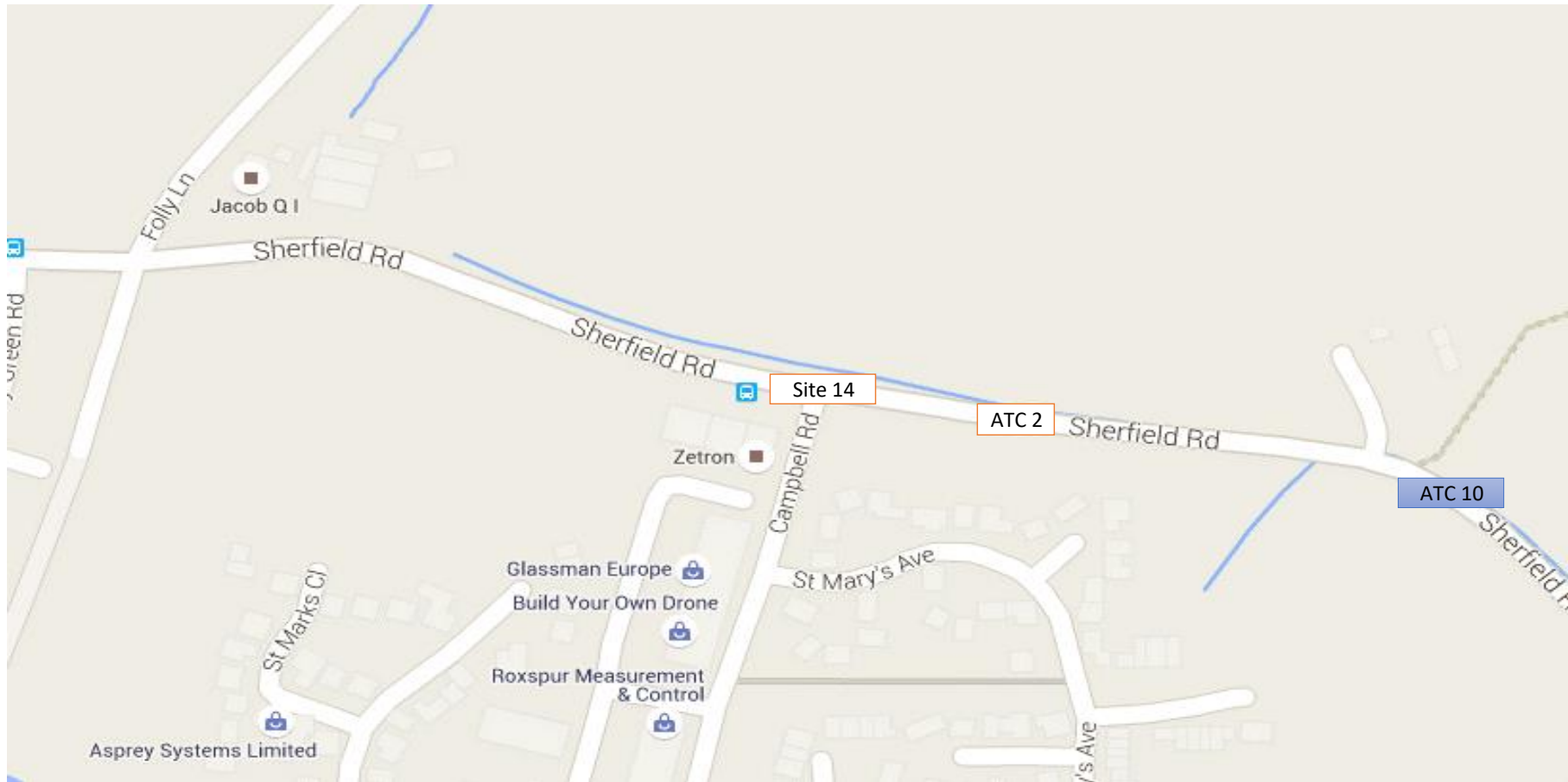
White boxes with red boarder represent survey locations undertaken in 2016 and Blue boxes, surveys undertaken in 2019

<b>Client :</b>	Bramley Parish Council	<b>Site plan for :</b>	9-13
<b>Project :</b>	2019-503 Bramley, Hampshire	<b>Date :</b>	JTC Thu 28th Apr 2016 & ATC Thu 3rd Oct 2019



White boxes with red boarder represent survey locations undertaken in 2016 and Blue boxes, surveys undertaken in 2019

Client :	Bramley Parish Council	Site plan for :	14
Project :	2019-503 Bramley, Hampshire	Date :	JTC Thu 28th Apr 2016 & ATC Thu 3rd Oct 2019



White boxes with red boarder represent survey locations undertaken in 2016 and Blue boxes, surveys undertaken in 2019

Project : 2019-503 Bramley, Hampshire  
 Client : Bramley Parish Council

Jct 1 Origin / Westbound		Wed 7th Nov 2012	
	Cars & LGVs	HGVs	Total
07:00-08:00	148	6	154
08:00-09:00	184	8	192
09:00-10:00	103	3	106
15:00-16:00			0
16:00-17:00	143	3	146
17:00-18:00	161	1	162
18:00-19:00	107	1	108

Jct 1 Destination / Eastbound		Wed 7th Nov 2012	
	Cars & LGVs	HGVs	Total
07:00-08:00	108	5	113
08:00-09:00	201	3	204
09:00-10:00	110	2	112
15:00-16:00			0
16:00-17:00	137	3	140
17:00-18:00	160	4	164
18:00-19:00	104	2	106

ATC 1 Origin / Westbound		Thursday 28th April 2016		
	Cars & LGVs	HGVs	PSVs	Total
07:00-08:00	176	1	0	177
08:00-09:00	187	1	0	188
09:00-10:00	86	1	1	88
15:00-16:00	132	1	0	133
16:00-17:00	123	0	0	123
17:00-18:00	175	0	0	175
18:00-19:00	112	0	0	112

ATC 1 Destination / Eastbound		Thursday 28th April 2016		
	Cars & LGVs	HGVs	PSVs	Total
07:00-08:00	129	3	0	132
08:00-09:00	178	3	2	183
09:00-10:00	145	0	2	147
15:00-16:00	136	1	0	137
16:00-17:00	158	0	0	158
17:00-18:00	162	0	2	164
18:00-19:00	132	0	0	132

ATC 1 Origin / Westbound		Thursday 3rd October 2019		
	Cars & LGVs	HGVs	PSVs	Total
07:00-08:00	121	5	0	126
08:00-09:00	163	4	1	168
09:00-10:00	96	5	0	101
15:00-16:00	112	9	1	122
16:00-17:00	146	3	1	150
17:00-18:00	165	2	0	167
18:00-19:00	119	1	1	121

ATC 1 Destination / Eastbound		Thursday 3rd October 2019		
	Cars & LGVs	HGVs	PSVs	Total
07:00-08:00	161	10	0	171
08:00-09:00	159	6	0	165
09:00-10:00	73	37	0	110
15:00-16:00	115	3	2	120
16:00-17:00	140	3	0	143
17:00-18:00	142	0	0	142
18:00-19:00	109	3	0	112

ATC 1	2012	2016	2019
Westbound	Total	Total	Total
07:00-08:00	154	177	126
08:00-09:00	192	188	168
09:00-10:00	106	88	101
15:00-16:00		133	122
16:00-17:00	146	123	150
17:00-18:00	162	175	167
18:00-19:00	108	112	121

ATC 1	2012	2016	2019
Eastbound	Total	Total	Total
07:00-08:00	113	132	171
08:00-09:00	204	183	165
09:00-10:00	112	147	110
15:00-16:00		137	120
16:00-17:00	140	158	143
17:00-18:00	164	164	142
18:00-19:00	106	132	112

Jct 1 Origin / Northbound		Wed 7th Nov 2012	
	Cars & LGVs	HGVs	Total
07:00-08:00	53	2	55
08:00-09:00	82	1	83
09:00-10:00	67	1	68
15:00-16:00			0
16:00-17:00	83	0	83
17:00-18:00	123	0	123
18:00-19:00	61	0	61

Jct 1 Destination / Southbound		Wed 7th Nov 2012	
	Cars & LGVs	HGVs	Total
07:00-08:00	87	3	90
08:00-09:00	148	1	149
09:00-10:00	55	0	55
15:00-16:00			0
16:00-17:00	64	2	66
17:00-18:00	84	1	85
18:00-19:00	52	0	52

Site 1 Origin / Northbound		Thursday 28th April 2016		
	Cars & LGVs	HGVs	PSVs	Total
07:00-08:00	95	5	0	100
08:00-09:00	97	3	0	100
09:00-10:00	59	1	0	60
15:00-16:00	80	1	1	82
16:00-17:00	99	0	0	99
17:00-18:00	112	0	0	112
18:00-19:00	64	0	0	64

Site 1 Destination / Southbound		Thursday 28th April 2016		
	Cars & LGVs	HGVs	PSVs	Total
07:00-08:00	90	2	1	93
08:00-09:00	160	1	0	161
09:00-10:00	82	1	0	83
15:00-16:00	67	3	0	70
16:00-17:00	71	4	0	75
17:00-18:00	108	0	0	108
18:00-19:00	77	1	0	78

ATC 2 Origin / Northbound		Thursday 3rd October 2019		
	Cars & LGVs	HGVs	PSVs	Total
07:00-08:00	115	4	0	119
08:00-09:00	104	2	0	106
09:00-10:00	66	2	0	68
15:00-16:00	78	0	0	78
16:00-17:00	106	0	0	106
17:00-18:00	124	0	0	124
18:00-19:00	66	0	0	66

ATC 2 Destination / Southbound		Thursday 3rd October 2019		
	Cars & LGVs	HGVs	PSVs	Total
07:00-08:00	116	2	0	118
08:00-09:00	123	0	0	123
09:00-10:00	72	1	0	73
15:00-16:00	69	1	0	70
16:00-17:00	99	0	0	99
17:00-18:00	112	0	0	112
18:00-19:00	71	0	0	71

ATC 2	2012	2016	2019
Northbound	Total	Total	Total
07:00-08:00	55	100	119
08:00-09:00	83	100	106
09:00-10:00	68	60	68
15:00-16:00		82	78
16:00-17:00	83	99	106
17:00-18:00	123	112	124
18:00-19:00	61	64	66

ATC 2	2012	2016	2019
Southbound	Total	Total	Total
07:00-08:00	90	93	118
08:00-09:00	149	161	123
09:00-10:00	55	83	73
15:00-16:00		70	70
16:00-17:00	66	75	99
17:00-18:00	85	108	112
18:00-19:00	52	78	71

Project : 2019-503 Bramley, Hampshire  
 Client : Bramley Parish Council

Jct 2 Origin / Northbound		Wed 7th Nov 2012	
	Cars & LGVs	HGVs	Total
07:00-08:00	83	1	84
08:00-09:00	62	0	62
09:00-10:00	31	1	32
15:00-16:00			0
16:00-17:00	61	1	62
17:00-18:00	83	1	84
18:00-19:00	53	1	54

Jct 2 Destination / Southbound		Wed 7th Nov 2012	
	Cars & LGVs	HGVs	Total
07:00-08:00	52	2	54
08:00-09:00	111	1	112
09:00-10:00	62	1	63
15:00-16:00			0
16:00-17:00	49	0	49
17:00-18:00	75	3	78
18:00-19:00	56	1	57

Site 2 Origin / Northbound		Thursday 28th April 2016		
	Cars & LGVs	HGVs	PSVs	Total
07:00-08:00	87	1	0	88
08:00-09:00	85	0	0	85
09:00-10:00	38	0	0	38
15:00-16:00	37	0	0	37
16:00-17:00	60	0	0	60
17:00-18:00	103	0	0	103
18:00-19:00	58	0	0	58

Site 2 Destination / Southbound		Thursday 28th April 2016		
	Cars & LGVs	HGVs	PSVs	Total
07:00-08:00	54	1	0	55
08:00-09:00	121	1	0	122
09:00-10:00	64	1	0	65
15:00-16:00	54	0	0	54
16:00-17:00	63	0	0	63
17:00-18:00	68	0	0	68
18:00-19:00	57	0	0	57

ATC 3 Origin / Northbound		Thursday 3rd October 2019		
	Cars & LGVs	HGVs	PSVs	Total
07:00-08:00	107	1	0	108
08:00-09:00	81	1	0	82
09:00-10:00	49	3	0	52
15:00-16:00	36	0	0	36
16:00-17:00	86	0	0	86
17:00-18:00	100	0	0	100
18:00-19:00	59	0	0	59

ATC 3 Destination / Southbound		Thursday 3rd October 2019		
	Cars & LGVs	HGVs	PSVs	Total
07:00-08:00	49	0	0	49
08:00-09:00	133	3	0	136
09:00-10:00	62	2	0	64
15:00-16:00	40	0	0	40
16:00-17:00	75	1	0	76
17:00-18:00	89	3	0	92
18:00-19:00	43	2	0	45

ATC 3	2012	2016	2019
Northbound	Total	Total	Total
07:00-08:00	84	88	108
08:00-09:00	62	85	82
09:00-10:00	32	38	52
15:00-16:00		37	36
16:00-17:00	62	60	86
17:00-18:00	84	103	100
18:00-19:00	54	58	59

ATC 3	2012	2016	2019
Southbound	Total	Total	Total
07:00-08:00	54	55	49
08:00-09:00	112	122	136
09:00-10:00	63	65	64
15:00-16:00		54	40
16:00-17:00	49	63	76
17:00-18:00	78	68	92
18:00-19:00	57	57	45

Jct 3 Origin / Southbound		Wed 7th Nov 2012	
	Cars & LGVs	HGVs	Total
07:00-08:00	20	1	21
08:00-09:00	73	1	74
09:00-10:00	42	2	44
15:00-16:00			0
16:00-17:00	70	0	70
17:00-18:00	86	0	86
18:00-19:00	47	0	47

Jct 3 Destination / Northbound		Wed 7th Nov 2012	
	Cars & LGVs	HGVs	Total
07:00-08:00	68	15	83
08:00-09:00	114	13	127
09:00-10:00	51	5	56
15:00-16:00			0
16:00-17:00	47	5	52
17:00-18:00	43	6	49
18:00-19:00	19	3	22

Site 3 Origin / Southbound		Thursday 28th April 2016		
	Cars & LGVs	HGVs	PSVs	Total
07:00-08:00	29	1	0	30
08:00-09:00	98	2	0	100
09:00-10:00	53	1	0	54
15:00-16:00	84	1	0	85
16:00-17:00	109	1	0	110
17:00-18:00	136	0	0	136
18:00-19:00	87	2	0	89

Site 3 Destination / Northbound		Thursday 28th April 2016		
	Cars & LGVs	HGVs	PSVs	Total
07:00-08:00	108	2	0	110
08:00-09:00	159	0	0	159
09:00-10:00	61	1	0	62
15:00-16:00	56	1	0	57
16:00-17:00	73	0	0	73
17:00-18:00	69	0	0	69
18:00-19:00	39	0	0	39

ATC 4 Origin / Southbound		Thursday 3rd October 2019		
	Cars & LGVs	HGVs	PSVs	Total
07:00-08:00	67	1	0	68
08:00-09:00	81	0	0	81
09:00-10:00	54	3	0	57
15:00-16:00	59	1	1	61
16:00-17:00	80	1	0	81
17:00-18:00	95	0	0	95
18:00-19:00	62	0	0	62

ATC 4 Destination / Northbound		Thursday 3rd October 2019		
	Cars & LGVs	HGVs	PSVs	Total
07:00-08:00	88	0	0	88
08:00-09:00	71	1	0	72
09:00-10:00	51	0	0	51
15:00-16:00	50	1	1	52
16:00-17:00	55	1	0	56
17:00-18:00	69	0	0	69
18:00-19:00	42	0	0	42

ATC 4	2012	2016	2019
Southbound	Total	Total	Total
07:00-08:00	21	30	68
08:00-09:00	74	100	81
09:00-10:00	44	54	57
15:00-16:00		85	61
16:00-17:00	70	110	81
17:00-18:00	86	136	95
18:00-19:00	47	89	62

ATC 4	2012	2016	2019
Northbound	Total	Total	Total
07:00-08:00	83	110	88
08:00-09:00	127	159	72
09:00-10:00	56	62	51
15:00-16:00		57	52
16:00-17:00	52	73	56
17:00-18:00	49	69	69
18:00-19:00	22	39	42

Project : 2019-503 Bramley, Hampshire  
 Client : Bramley Parish Council

Jct 3 Origin / Westbound		Wed 7th Nov 2012	
	Cars & LGVs	HGVs	Total
07:00-08:00	201	8	209
08:00-09:00	311	9	320
09:00-10:00	142	3	145
15:00-16:00			0
16:00-17:00	161	3	164
17:00-18:00	162	3	165
18:00-19:00	109	1	110
Jct 3 Destination / Eastbound		Wed 7th Nov 2012	
	Cars & LGVs	HGVs	Total
07:00-08:00	113	0	113
08:00-09:00	157	0	157
09:00-10:00	127	2	129
15:00-16:00			0
16:00-17:00	206	0	206
17:00-18:00	240	0	240
18:00-19:00	151	0	151

Site 4 Origin / Westbound		Thursday 28th April 2016		
	Cars & LGVs	HGVs	PSVs	Total
07:00-08:00	205	8	4	217
08:00-09:00	308	2	1	311
09:00-10:00	144	7	1	152
15:00-16:00	152	7	3	162
16:00-17:00	131	3	1	135
17:00-18:00	180	1	1	182
18:00-19:00	128	0	1	129
Site 4 Destination / Eastbound		Thursday 28th April 2016		
	Cars & LGVs	HGVs	PSVs	Total
07:00-08:00	158	10	5	173
08:00-09:00	151	9	1	161
09:00-10:00	161	6	2	169
15:00-16:00	182	2	5	189
16:00-17:00	207	1	1	209
17:00-18:00	263	1	2	266
18:00-19:00	168	0	1	169

ATC 5 Origin / Westbound		Thursday 3rd October 2019		
	Cars & LGVs	HGVs	PSVs	Total
07:00-08:00	206	2	1	209
08:00-09:00	252	2	0	254
09:00-10:00	127	1	0	128
15:00-16:00	147	7	2	156
16:00-17:00	149	2	1	152
17:00-18:00	190	1	0	191
18:00-19:00	157	1	0	158
ATC 5 Destination / Eastbound		Thursday 3rd October 2019		
	Cars & LGVs	HGVs	PSVs	Total
07:00-08:00	156	5	2	163
08:00-09:00	181	5	0	186
09:00-10:00	137	6	0	143
15:00-16:00	156	3	2	161
16:00-17:00	237	0	1	238
17:00-18:00	232	1	0	233
18:00-19:00	163	0	0	163

ATC 5	2012	2016	2019
Westbound	Total	Total	Total
07:00-08:00	209	217	209
08:00-09:00	320	311	254
09:00-10:00	145	152	128
15:00-16:00		162	156
16:00-17:00	164	135	152
17:00-18:00	165	182	191
18:00-19:00	110	129	158
ATC 5	2012	2016	2019
Eastbound	Total	Total	Total
07:00-08:00	113	173	163
08:00-09:00	157	161	186
09:00-10:00	129	169	143
15:00-16:00		189	161
16:00-17:00	206	209	238
17:00-18:00	240	266	233
18:00-19:00	151	169	163

		Wed 7th Nov 2012	
	Cars & LGVs	HGVs	Total
07:00-08:00			0
08:00-09:00			0
09:00-10:00			0
15:00-16:00			0
16:00-17:00			0
17:00-18:00			0
18:00-19:00			0
		Wed 7th Nov 2012	
	Cars & LGVs	HGVs	Total
07:00-08:00			0
08:00-09:00			0
09:00-10:00			0
15:00-16:00			0
16:00-17:00			0
17:00-18:00			0
18:00-19:00			0

Site 5 Origin / Northbound		Thursday 28th April 2016		
	Cars & LGVs	HGVs	PSVs	Total
07:00-08:00	64	0	0	64
08:00-09:00	64	0	0	64
09:00-10:00	30	1	0	31
15:00-16:00	27	0	0	27
16:00-17:00	28	0	0	28
17:00-18:00	43	0	0	43
18:00-19:00	35	0	0	35
Site 5 Destination / Southbound		Thursday 28th April 2016		
	Cars & LGVs	HGVs	PSVs	Total
07:00-08:00	22	0	0	22
08:00-09:00	18	0	0	18
09:00-10:00	18	1	0	19
15:00-16:00	40	0	0	40
16:00-17:00	44	0	0	44
17:00-18:00	74	0	0	74
18:00-19:00	49	0	0	49

ATC 6 Origin / Northbound		Thursday 3rd October 2019		
	Cars & LGVs	HGVs	PSVs	Total
07:00-08:00	66	1	0	67
08:00-09:00	55	8	0	63
09:00-10:00	31	1	0	32
15:00-16:00	27	0	0	27
16:00-17:00	34	0	0	34
17:00-18:00	25	0	0	25
18:00-19:00	24	0	0	24
ATC 6 Destination / Southbound		Thursday 3rd October 2019		
	Cars & LGVs	HGVs	PSVs	Total
07:00-08:00	22	3	0	25
08:00-09:00	22	1	0	23
09:00-10:00	25	3	0	28
15:00-16:00	35	0	0	35
16:00-17:00	53	1	0	54
17:00-18:00	54	0	0	54
18:00-19:00	44	1	0	45

ATC 6	2012	2016	2019
Northbound	Total	Total	Total
07:00-08:00	0	64	67
08:00-09:00	0	64	63
09:00-10:00	0	31	32
15:00-16:00	0	27	27
16:00-17:00	0	28	34
17:00-18:00	0	43	25
18:00-19:00	0	35	24
ATC 6	2012	2016	2019
Southbound	Total	Total	Total
07:00-08:00	0	22	25
08:00-09:00	0	18	23
09:00-10:00	0	19	28
15:00-16:00	0	40	35
16:00-17:00	0	44	54
17:00-18:00	0	74	54
18:00-19:00	0	49	45



Project : 2019-503 Bramley, Hampshire  
 Client : Bramley Parish Council

Jct 4 Origin / Southbound		Wed 7th Nov 2012	
	Cars & LGVs	HGVs	Total
07:00-08:00	28	0	28
08:00-09:00	80	0	80
09:00-10:00	54	0	54
15:00-16:00	104	1	105
16:00-17:00	74	0	74
17:00-18:00	66	0	66
18:00-19:00	62	0	62

Jct 4 Destination / Northbound		Wed 7th Nov 2012	
	Cars & LGVs	HGVs	Total
07:00-08:00	37	0	37
08:00-09:00	62	0	62
09:00-10:00	50	0	50
15:00-16:00	50	1	51
16:00-17:00	56	0	56
17:00-18:00	73	0	73
18:00-19:00	52	0	52

Site 6 Origin / Southbound		Thursday 28th April 2016		
	Cars & LGVs	HGVs	PSVs	Total
07:00-08:00	53	0	0	53
08:00-09:00	117	0	0	117
09:00-10:00	52	2	0	54
15:00-16:00	127	0	0	127
16:00-17:00	109	0	0	109
17:00-18:00	98	0	0	98
18:00-19:00	94	0	0	94

Site 6 Destination / Northbound		Thursday 28th April 2016		
	Cars & LGVs	HGVs	PSVs	Total
07:00-08:00	125	0	0	125
08:00-09:00	165	1	0	166
09:00-10:00	49	0	0	49
15:00-16:00	93	0	1	94
16:00-17:00	79	0	0	79
17:00-18:00	86	0	0	86
18:00-19:00	53	0	0	53

ATC 7 Origin / Southbound		Thursday 3rd October 2019		
	Cars & LGVs	HGVs	PSVs	Total
07:00-08:00	51	0	0	51
08:00-09:00	104	0	0	104
09:00-10:00	41	0	0	41
15:00-16:00	105	2	0	107
16:00-17:00	87	2	0	89
17:00-18:00	107	0	0	107
18:00-19:00	71	0	0	71

ATC 7 Destination / Northbound		Thursday 3rd October 2019		
	Cars & LGVs	HGVs	PSVs	Total
07:00-08:00	127	0	0	127
08:00-09:00	149	0	0	149
09:00-10:00	49	0	0	49
15:00-16:00	63	0	0	63
16:00-17:00	82	0	0	82
17:00-18:00	86	0	0	86
18:00-19:00	53	0	0	53

ATC 7	2012	2016	2019
Southbound	Total	Total	Total
07:00-08:00	28	53	51
08:00-09:00	80	117	104
09:00-10:00	54	54	41
15:00-16:00	105	127	107
16:00-17:00	74	109	89
17:00-18:00	66	98	107
18:00-19:00	62	94	71

ATC 7	2012	2016	2019
Northbound	Total	Total	Total
07:00-08:00	37	125	127
08:00-09:00	62	166	149
09:00-10:00	50	49	49
15:00-16:00	51	94	63
16:00-17:00	56	79	82
17:00-18:00	73	86	86
18:00-19:00	52	53	53

Jct 5 Origin / Westbound		Wed 7th Nov 2012	
	Cars & LGVs	HGVs	Total
07:00-08:00	197	6	203
08:00-09:00	327	8	335
09:00-10:00	166	3	169
15:00-16:00			0
16:00-17:00	217	4	221
17:00-18:00	181	0	181
18:00-19:00	129	0	129

Jct 5 Destination / Eastbound		Wed 7th Nov 2012	
	Cars & LGVs	HGVs	Total
07:00-08:00	122	7	129
08:00-09:00	226	4	230
09:00-10:00	131	3	134
15:00-16:00			0
16:00-17:00	244	1	245
17:00-18:00	265	3	268
18:00-19:00	198	2	200

Site 7 Origin / Westbound		Thursday 28th April 2016		
	Cars & LGVs	HGVs	PSVs	Total
07:00-08:00	242	8	4	254
08:00-09:00	337	2	1	340
09:00-10:00	146	6	1	153
15:00-16:00	195	6	3	204
16:00-17:00	183	2	1	186
17:00-18:00	215	1	1	217
18:00-19:00	146	0	1	147

Site 7 Destination / Eastbound		Thursday 28th April 2016		
	Cars & LGVs	HGVs	PSVs	Total
07:00-08:00	157	8	3	168
08:00-09:00	205	8	1	214
09:00-10:00	175	5	0	180
15:00-16:00	232	1	4	237
16:00-17:00	254	1	1	256
17:00-18:00	282	1	2	285
18:00-19:00	203	0	1	204

ATC 8 Origin / Westbound		Thursday 3rd October 2019		
	Cars & LGVs	HGVs	PSVs	Total
07:00-08:00	219	4	2	225
08:00-09:00	260	6	0	266
09:00-10:00	123	4	0	127
15:00-16:00	175	5	3	183
16:00-17:00	165	2	1	168
17:00-18:00	218	0	0	218
18:00-19:00	168	0	2	170

ATC 8 Destination / Eastbound		Thursday 3rd October 2019		
	Cars & LGVs	HGVs	PSVs	Total
07:00-08:00	125	5	2	132
08:00-09:00	203	5	0	208
09:00-10:00	136	6	0	142
15:00-16:00	210	3	2	215
16:00-17:00	227	1	1	229
17:00-18:00	234	1	0	235
18:00-19:00	195	0	0	195

ATC 8	2012	2016	2019
Westbound	Total	Total	Total
07:00-08:00	203	254	225
08:00-09:00	335	340	266
09:00-10:00	169	153	127
15:00-16:00		204	183
16:00-17:00	221	186	168
17:00-18:00	181	217	218
18:00-19:00	129	147	170

ATC 8	2012	2016	2019
Eastbound	Total	Total	Total
07:00-08:00	129	168	132
08:00-09:00	230	214	208
09:00-10:00	134	180	142
15:00-16:00		237	215
16:00-17:00	245	256	229
17:00-18:00	268	285	235
18:00-19:00	200	204	195

Project : 2019-503 Bramley, Hampshire  
 Client : Bramley Parish Council

Wed 7th Nov 2012			
	Cars & LGVs	HGVs	Total
07:00-08:00			0
08:00-09:00			0
09:00-10:00			0
15:00-16:00			0
16:00-17:00			0
17:00-18:00			0
18:00-19:00			0
Wed 7th Nov 2012			
	Cars & LGVs	HGVs	Total
07:00-08:00			0
08:00-09:00			0
09:00-10:00			0
15:00-16:00			0
16:00-17:00			0
17:00-18:00			0
18:00-19:00			0

Site 13 Origin / Southbound				Thursday 28th April 2016					
	Cars & LGVs	HGVs	PSVs	Total		Cars & LGVs	HGVs	PSVs	Total
07:00-08:00	6	0	0	6					
08:00-09:00	13	0	0	13					
09:00-10:00	4	0	0	4					
15:00-16:00	20	0	0	20					
16:00-17:00	13	0	0	13					
17:00-18:00	25	0	0	25					
18:00-19:00	32	0	0	32					
Site 13 Destination / Northbound				Thursday 28th April 2016					
	Cars & LGVs	HGVs	PSVs	Total		Cars & LGVs	HGVs	PSVs	Total
07:00-08:00	50	0	0	50					
08:00-09:00	46	0	0	46					
09:00-10:00	14	0	0	14					
15:00-16:00	14	0	0	14					
16:00-17:00	8	0	0	8					
17:00-18:00	5	0	0	5					
18:00-19:00	8	0	0	8					

ATC 9 Origin / Southbound				Thursday 3rd October 2019					
	Cars & LGVs	HGVs	PSVs	Total		Cars & LGVs	HGVs	PSVs	Total
07:00-08:00	10	0	0	10					
08:00-09:00	20	3	0	23					
09:00-10:00	9	0	0	9					
15:00-16:00	27	0	0	27					
16:00-17:00	28	0	0	28					
17:00-18:00	52	0	0	52					
18:00-19:00	30	0	0	30					
ATC 9 Destination / Northbound				Thursday 3rd October 2019					
	Cars & LGVs	HGVs	PSVs	Total		Cars & LGVs	HGVs	PSVs	Total
07:00-08:00	39	0	0	39					
08:00-09:00	45	1	0	46					
09:00-10:00	12	0	0	12					
15:00-16:00	12	0	0	12					
16:00-17:00	16	0	0	16					
17:00-18:00	17	0	0	17					
18:00-19:00	11	0	0	11					

ATC 9	2012	2016	2019
Southbound	Total	Total	Total
07:00-08:00	0	6	10
08:00-09:00	0	13	23
09:00-10:00	0	4	9
15:00-16:00	0	20	27
16:00-17:00	0	13	28
17:00-18:00	0	25	52
18:00-19:00	0	32	30
ATC 9	2012	2016	2019
Northbound	Total	Total	Total
07:00-08:00	0	50	39
08:00-09:00	0	46	46
09:00-10:00	0	14	12
	0		
15:00-16:00	0	14	12
16:00-17:00	0	8	16
17:00-18:00	0	5	17
18:00-19:00	0	8	11

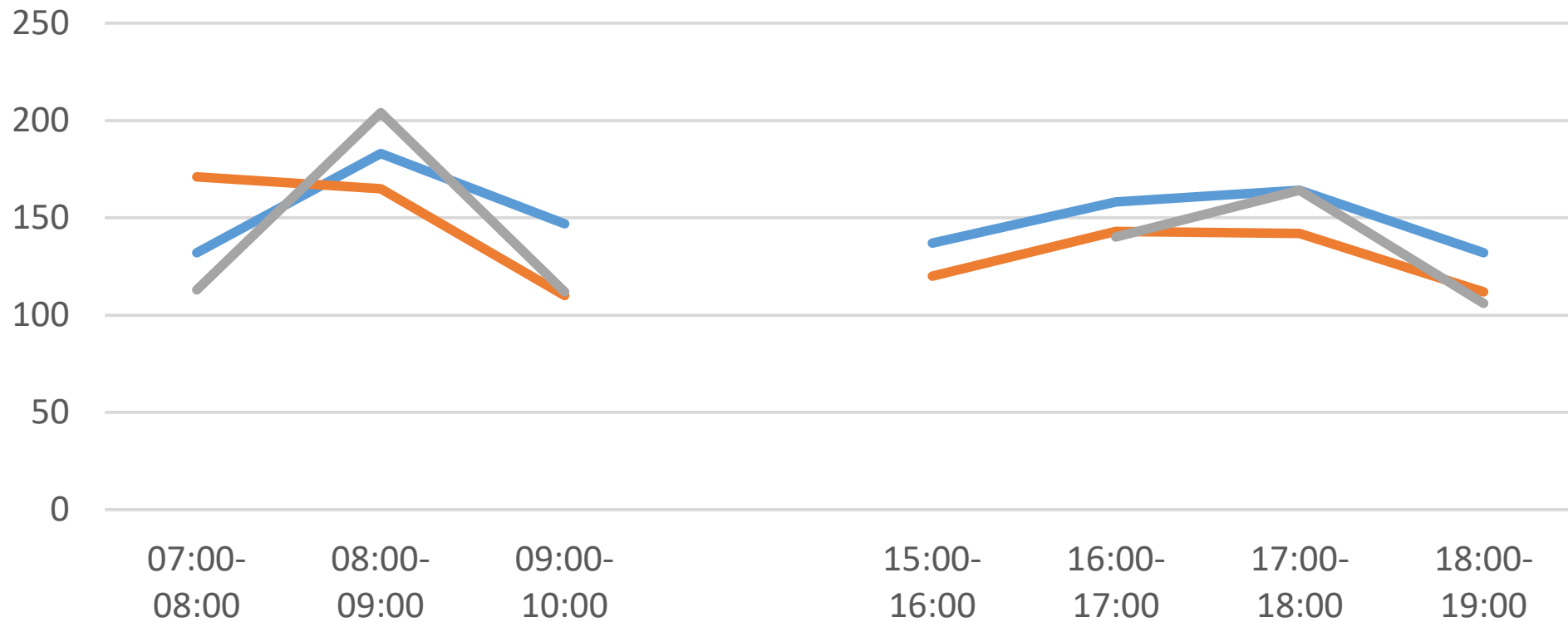
ATC 2 Origin / Westbound				Wed 7th Nov 2012					
	Cars & LGVs	HGVs	PSVs	Total		Cars & LGVs	HGVs	PSVs	Total
07:00-08:00	165	1	2	168					
08:00-09:00	209	1	0	210					
09:00-10:00	161	4	0	165					
15:00-16:00	229	0	0	229					
16:00-17:00	264	0	0	264					
17:00-18:00	292	0	1	293					
18:00-19:00	262	0	0	262					
ATC 2 Destination / Eastbound				Wed 7th Nov 2012					
	Cars & LGVs	HGVs	PSVs	Total		Cars & LGVs	HGVs	PSVs	Total
07:00-08:00	284	1	0	285					
08:00-09:00	301	3	2	306					
09:00-10:00	225	1	0	226					
15:00-16:00	223	0	0	223					
16:00-17:00	233	1	1	235					
17:00-18:00	241	0	1	242					
18:00-19:00	170	0	0	170					

ATC 2 Origin / Westbound				Thursday 28th April 2016					
	Cars & LGVs	HGVs	PSVs	Total		Cars & LGVs	HGVs	PSVs	Total
07:00-08:00	165	1	2	168					
08:00-09:00	209	1	0	210					
09:00-10:00	161	4	0	165					
15:00-16:00	229	0	0	229					
16:00-17:00	264	0	0	264					
17:00-18:00	292	0	1	293					
18:00-19:00	262	0	0	262					
ATC 2 Destination / Eastbound				Thursday 28th April 2016					
	Cars & LGVs	HGVs	PSVs	Total		Cars & LGVs	HGVs	PSVs	Total
07:00-08:00	284	1	0	285					
08:00-09:00	301	3	2	306					
09:00-10:00	225	1	0	226					
15:00-16:00	223	0	0	223					
16:00-17:00	233	1	1	235					
17:00-18:00	241	0	1	242					
18:00-19:00	170	0	0	170					

ATC 10 Origin / Westbound				Thursday 3rd October 2019					
	Cars & LGVs	HGVs	PSVs	Total		Cars & LGVs	HGVs	PSVs	Total
07:00-08:00	161	7	2	170					
08:00-09:00	177	8	0	185					
09:00-10:00	153	2	0	155					
15:00-16:00	207	7	3	217					
16:00-17:00	263	1	1	265					
17:00-18:00	301	1	0	302					
18:00-19:00	242	0	2	244					
ATC 10 Destination / Eastbound				Thursday 3rd October 2019					
	Cars & LGVs	HGVs	PSVs	Total		Cars & LGVs	HGVs	PSVs	Total
07:00-08:00	259	8	1	268					
08:00-09:00	315	8	0	323					
09:00-10:00	185	9	0	194					
15:00-16:00	212	4	2	218					
16:00-17:00	238	2	1	241					
17:00-18:00	200	2	0	202					
18:00-19:00	167	0	0	167					

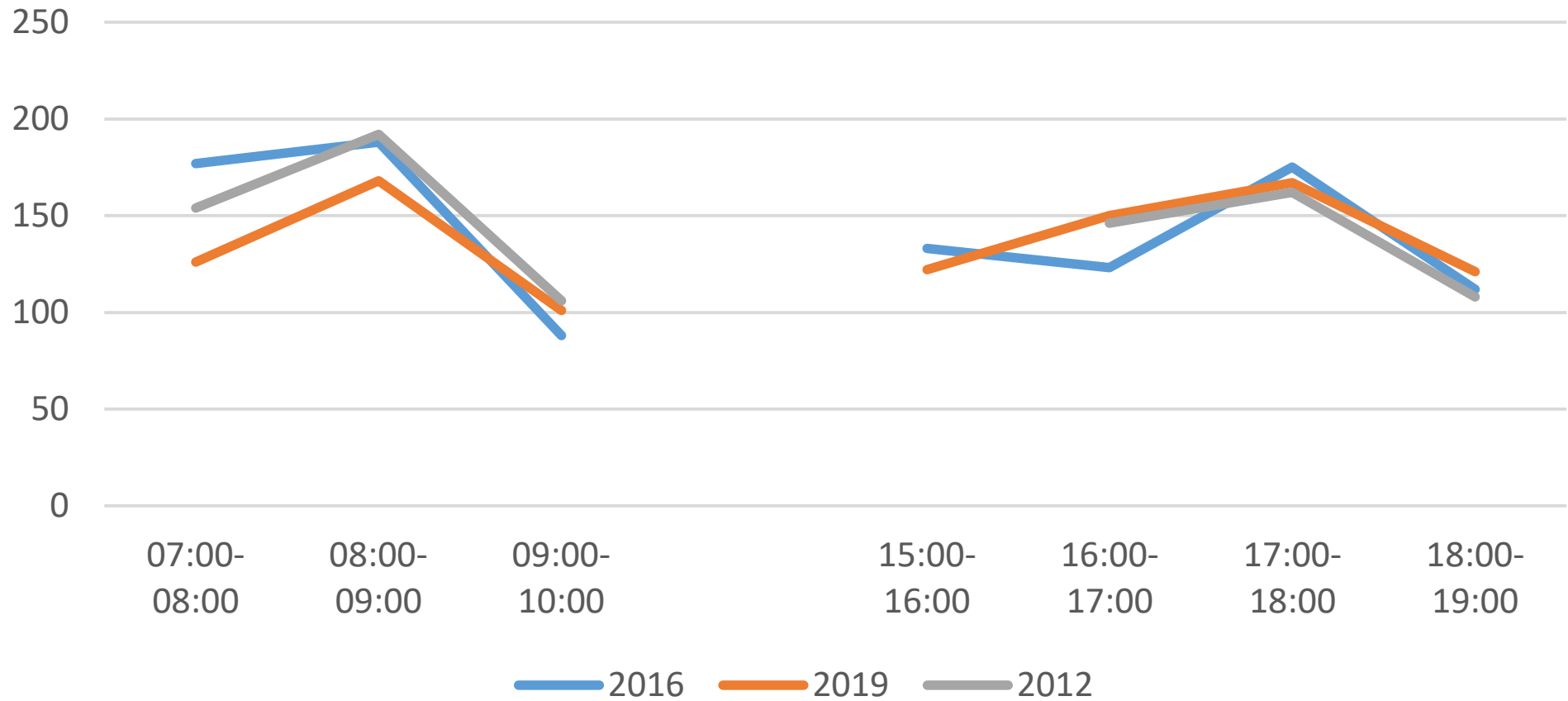
ATC 10	2012	2016	2019
Westbound	Total	Total	Total
07:00-08:00	166	168	170
08:00-09:00	210	210	185
09:00-10:00	165	165	155
15:00-16:00	229	229	217
16:00-17:00	264	264	265
17:00-18:00	292	293	302
18:00-19:00	262	262	244
ATC 10	2012	2016	2019
Eastbound	Total	Total	Total
07:00-08:00	285	285	268
08:00-09:00	304	306	323
09:00-10:00	226	226	194
15:00-16:00	223	223	218
16:00-17:00	234	235	241
17:00-18:00	241	242	202
18:00-19:00	170	170	167

# Silchester Road Eastbound

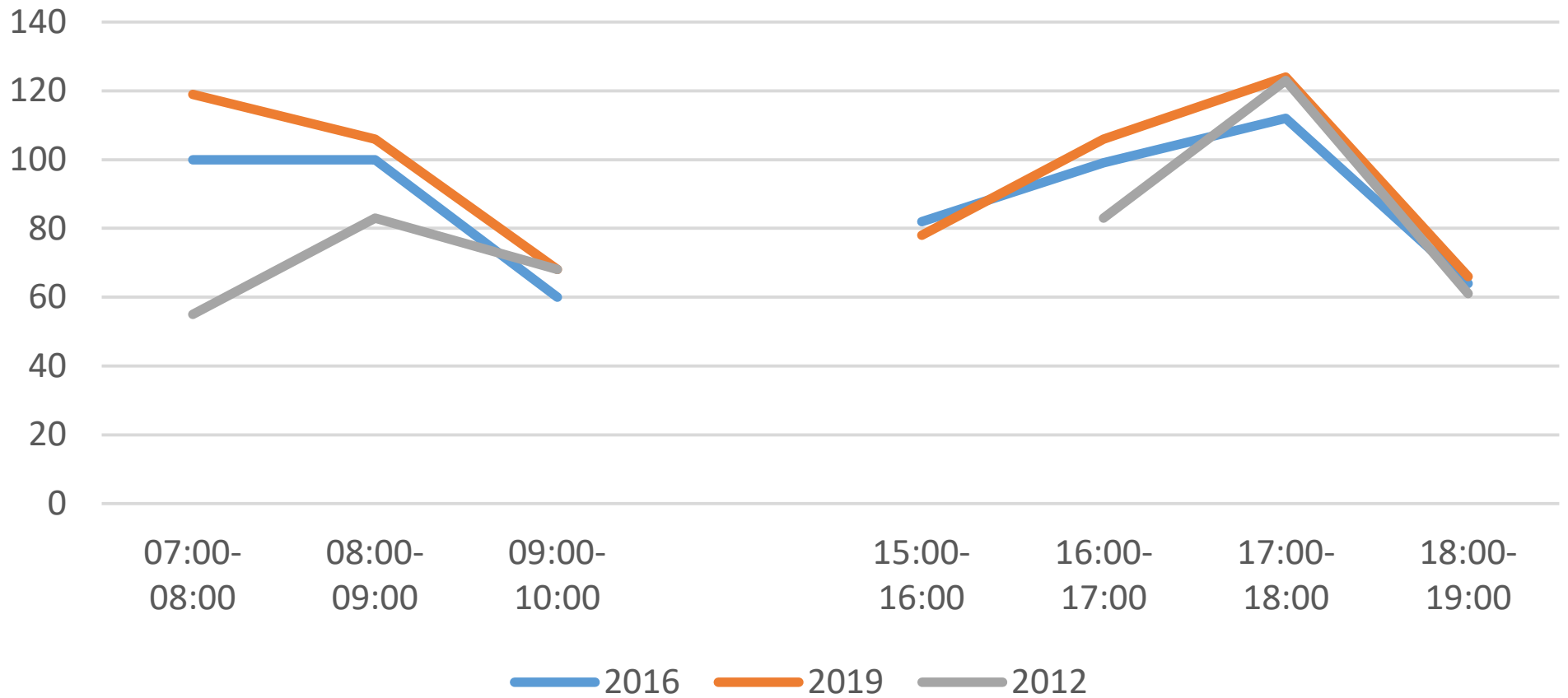


— 2016 — 2019 — 2012

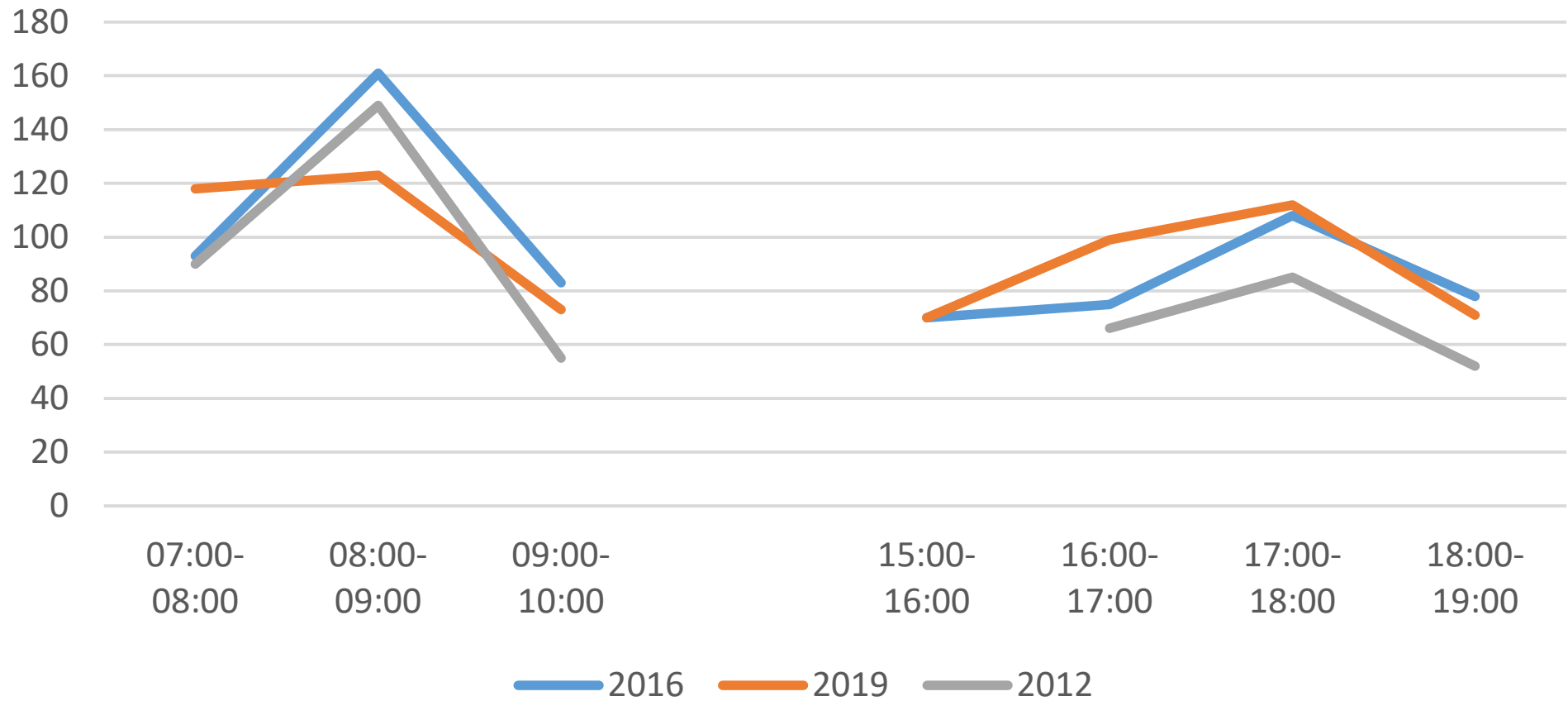
# Silchester Road Westbound



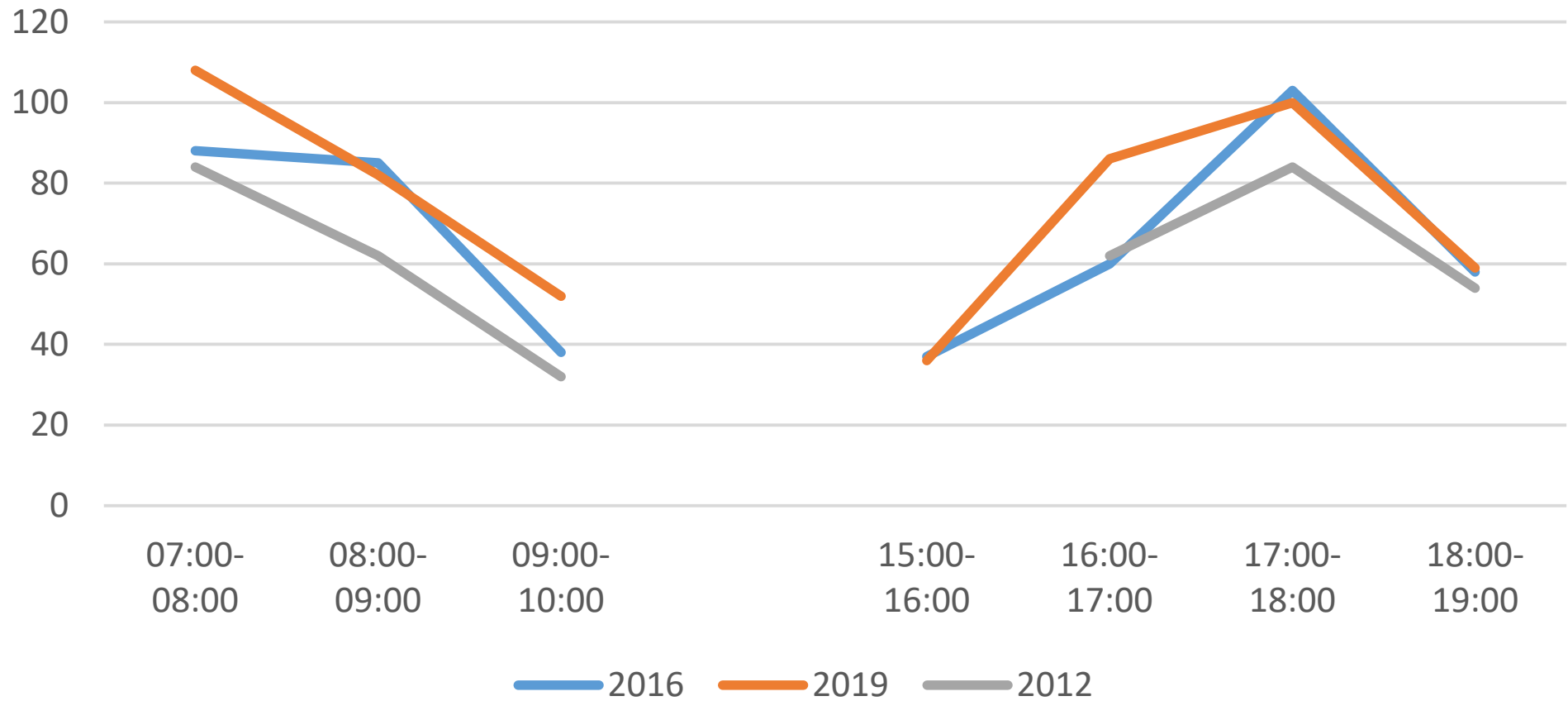
# Vyne Road Northbound



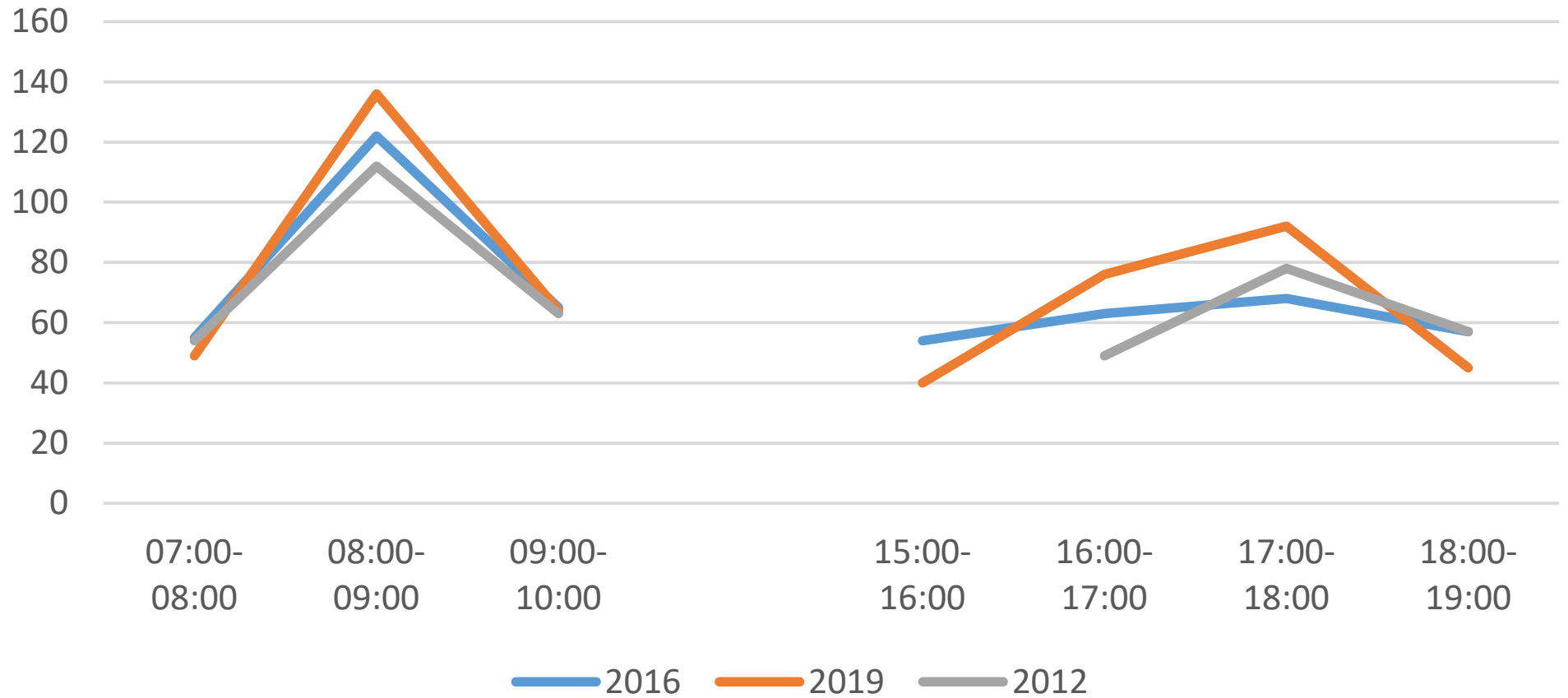
# Vyne Road Southbound



# Cufaude Lane Northbound

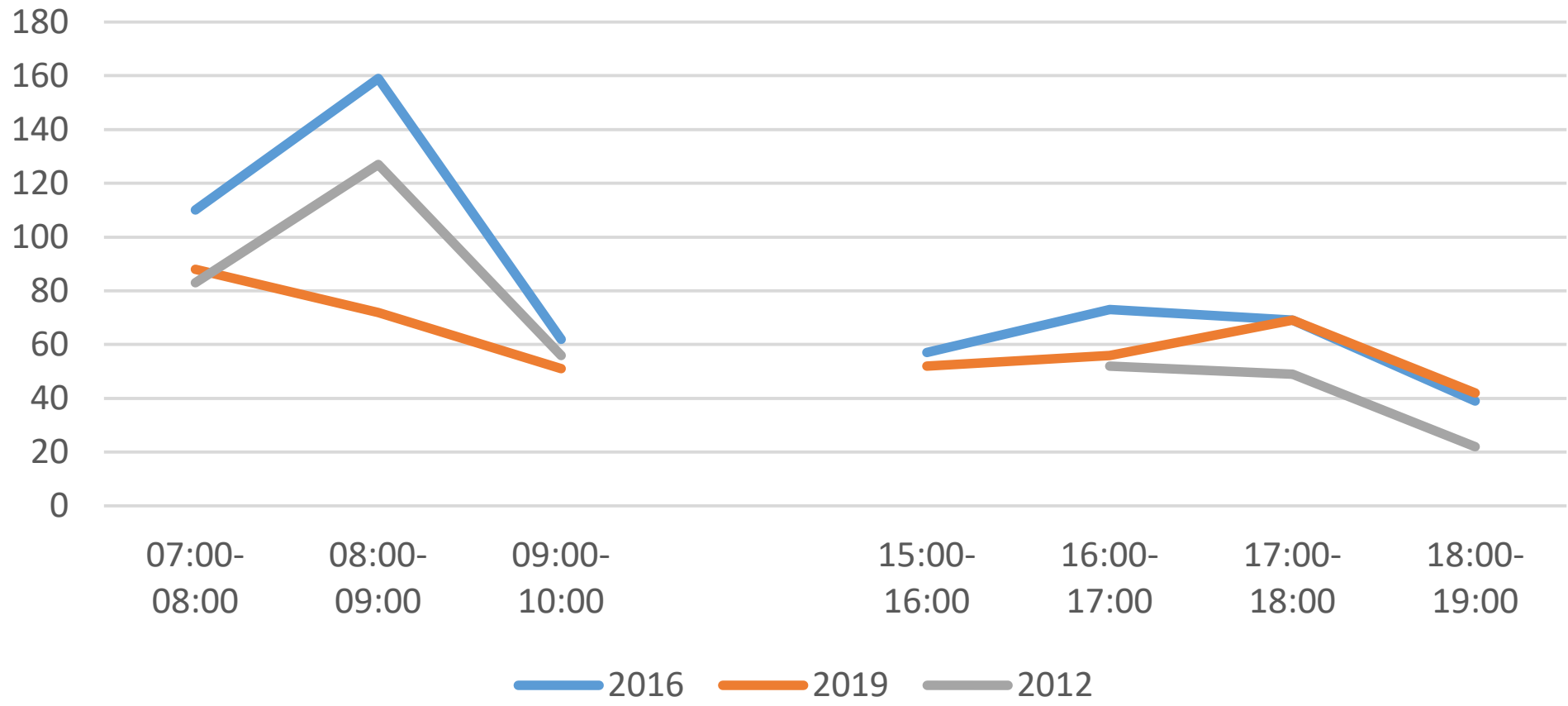


# Cufaude Lane Southbound

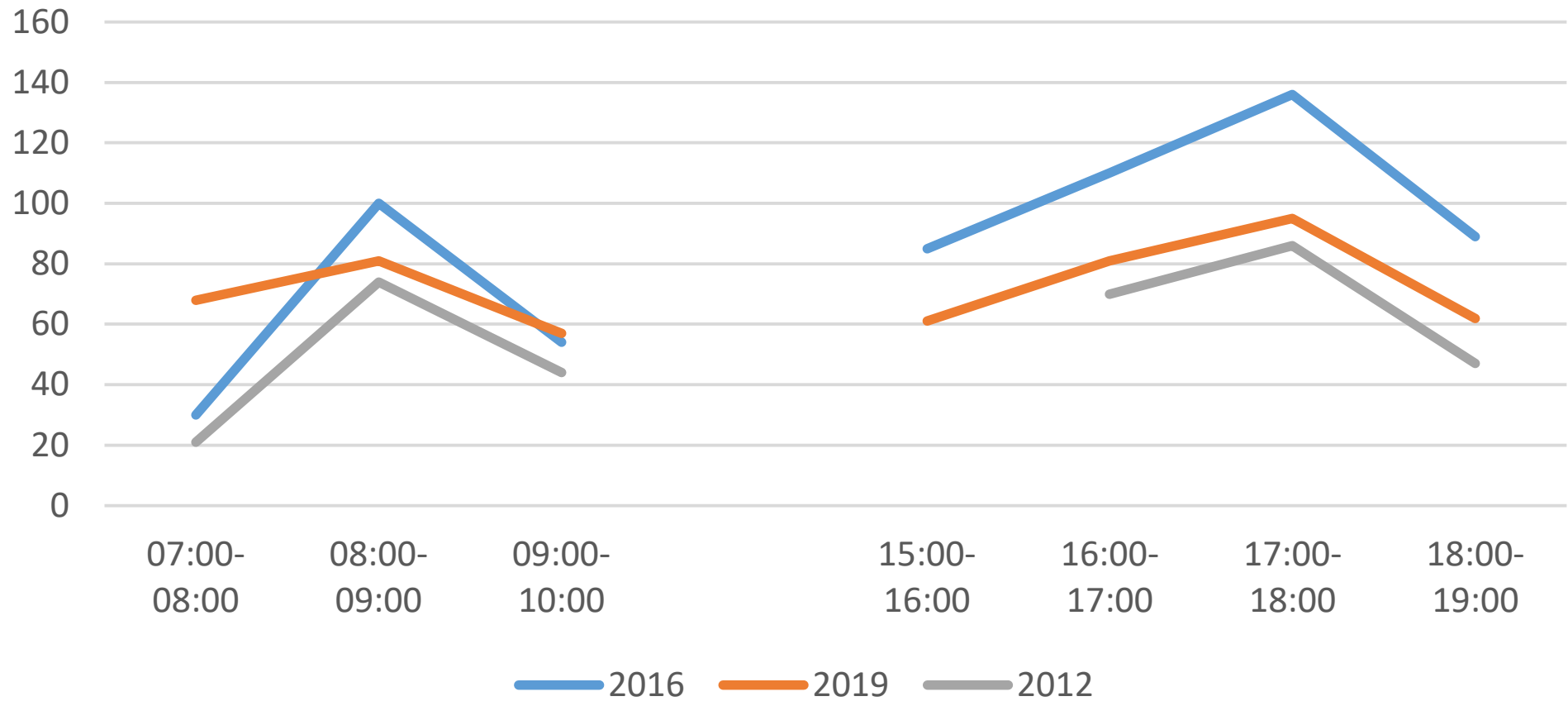




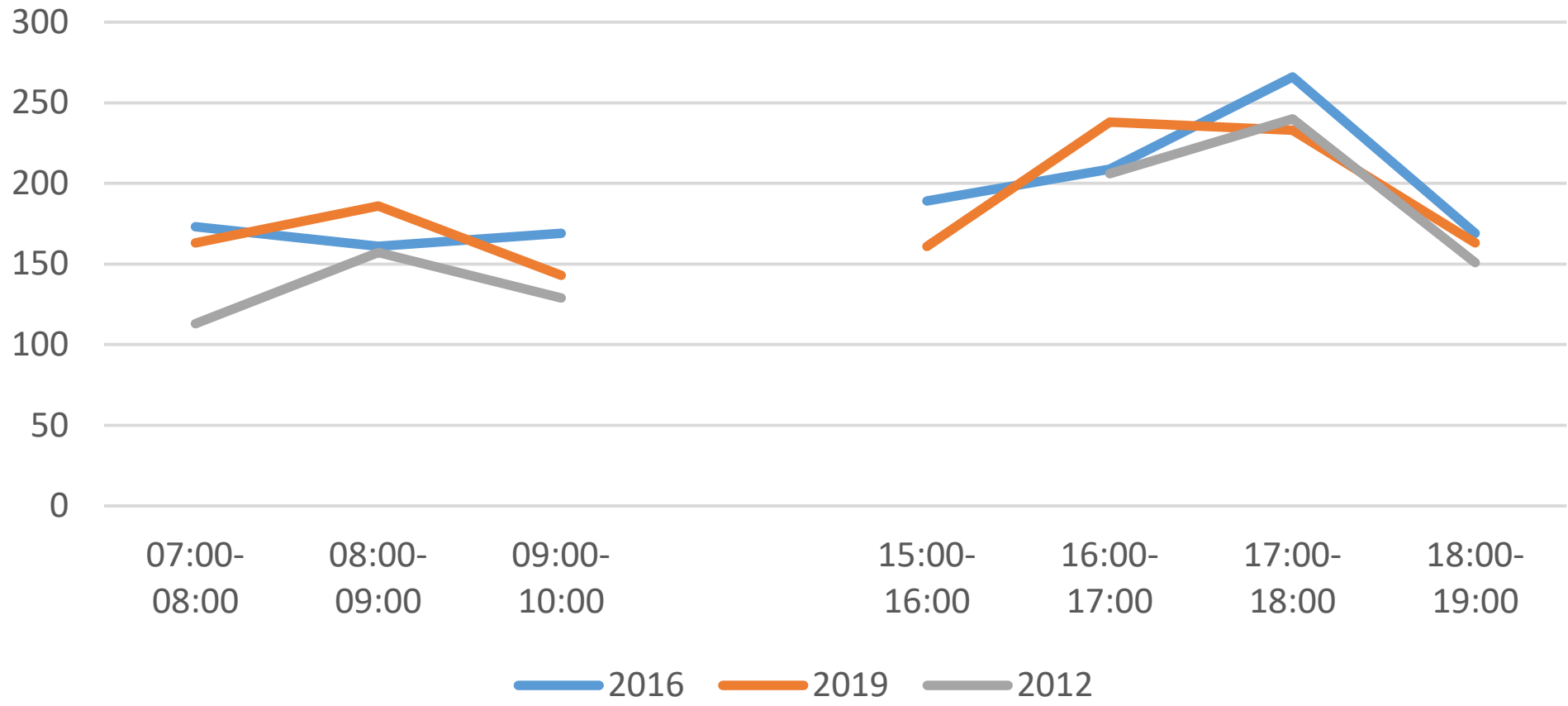
# Minchens Lane Northbound



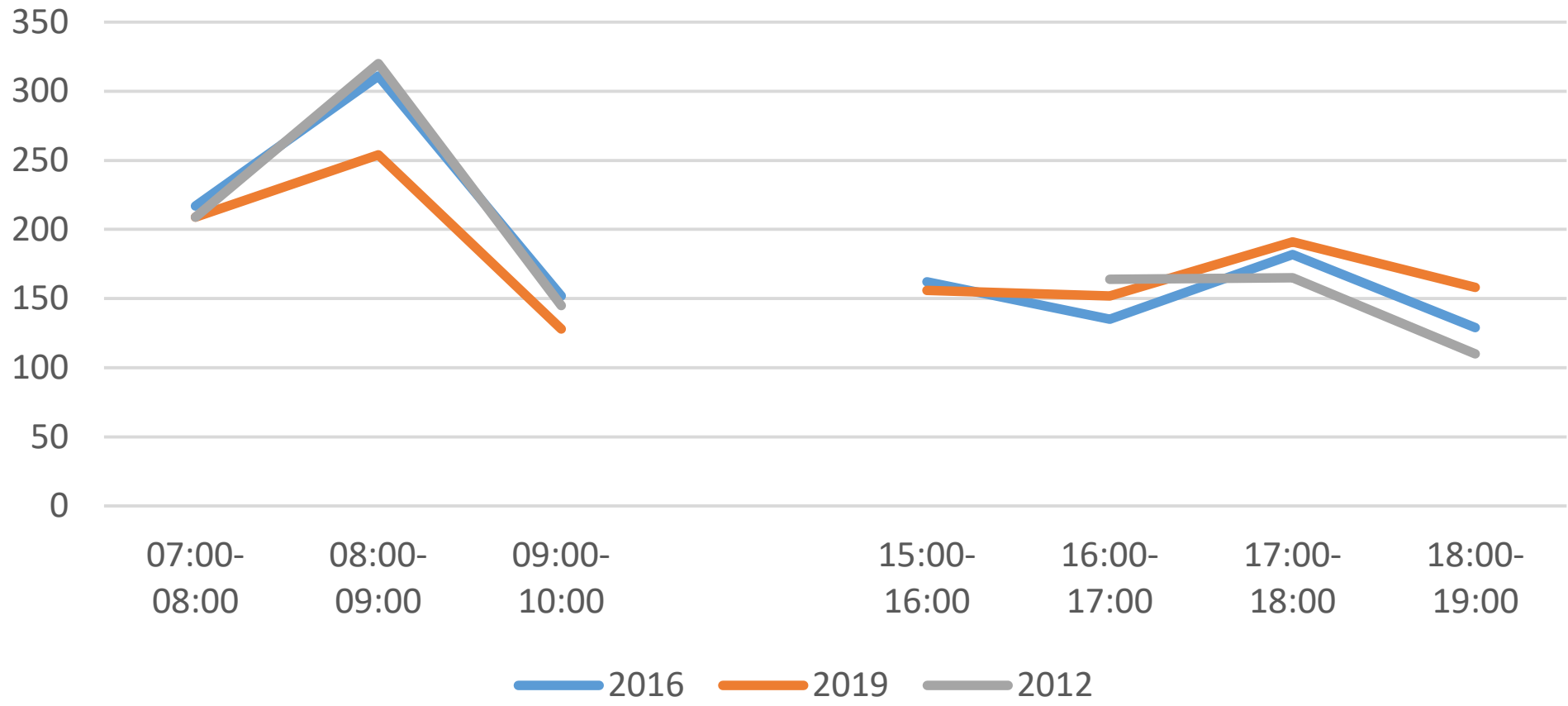
# Minchens Lane Southbound



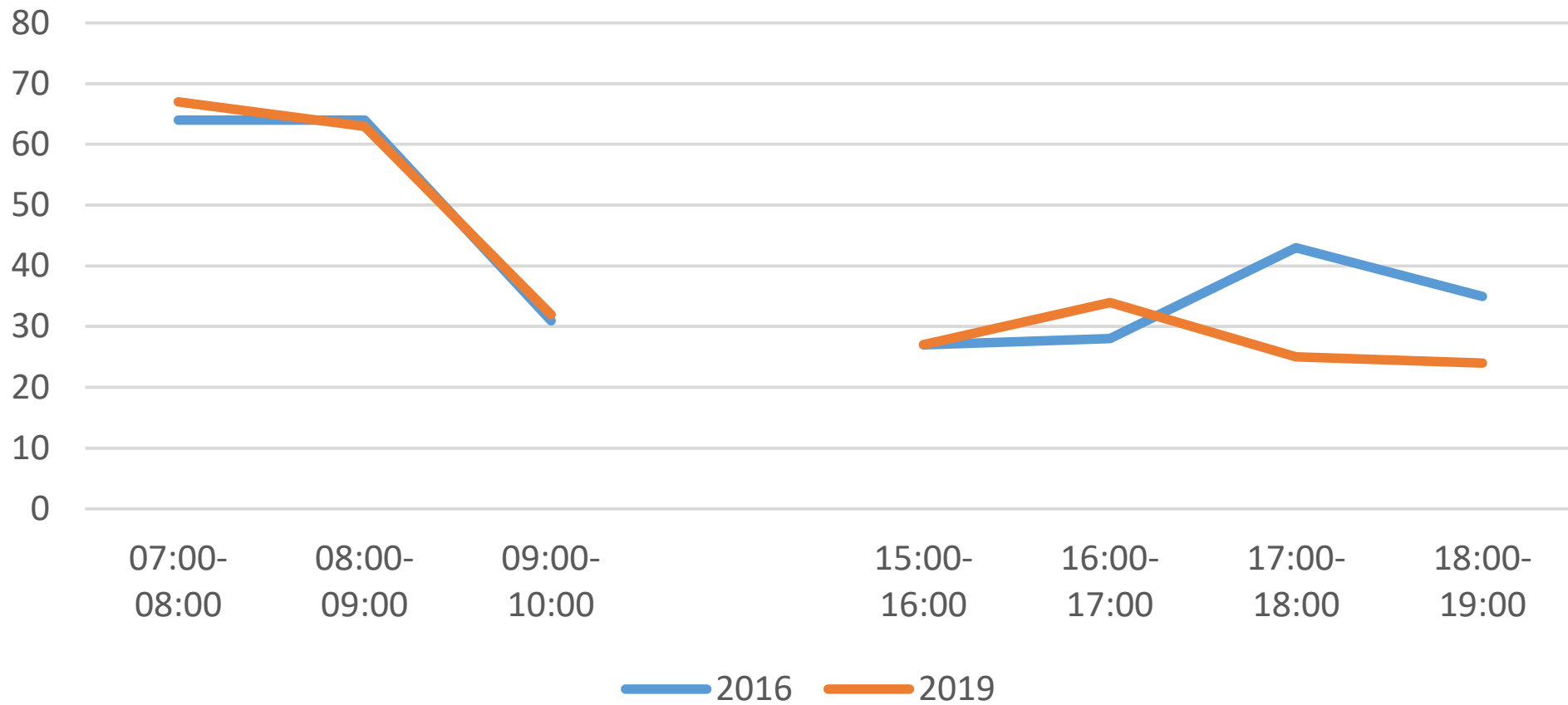
# The Street Eastbound



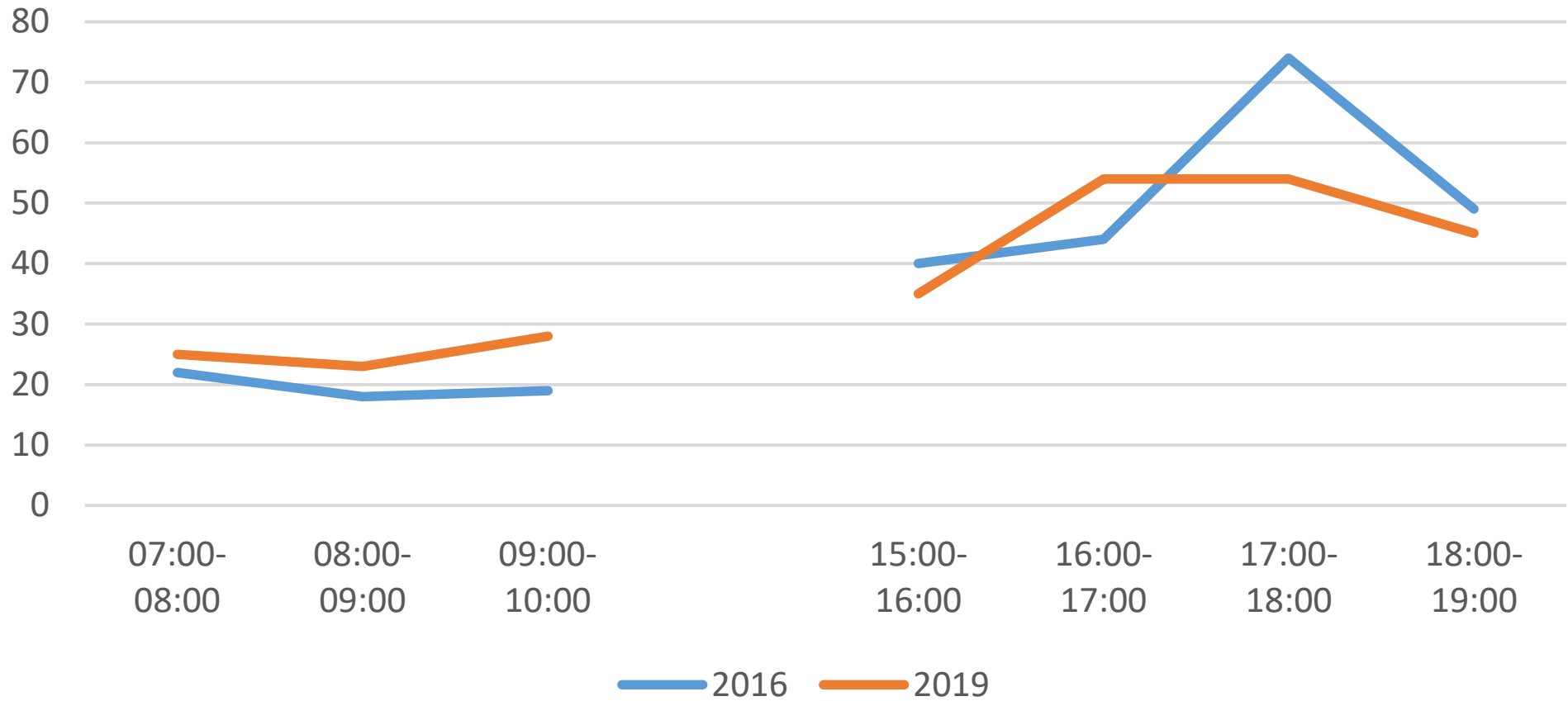
# The Street Westbound



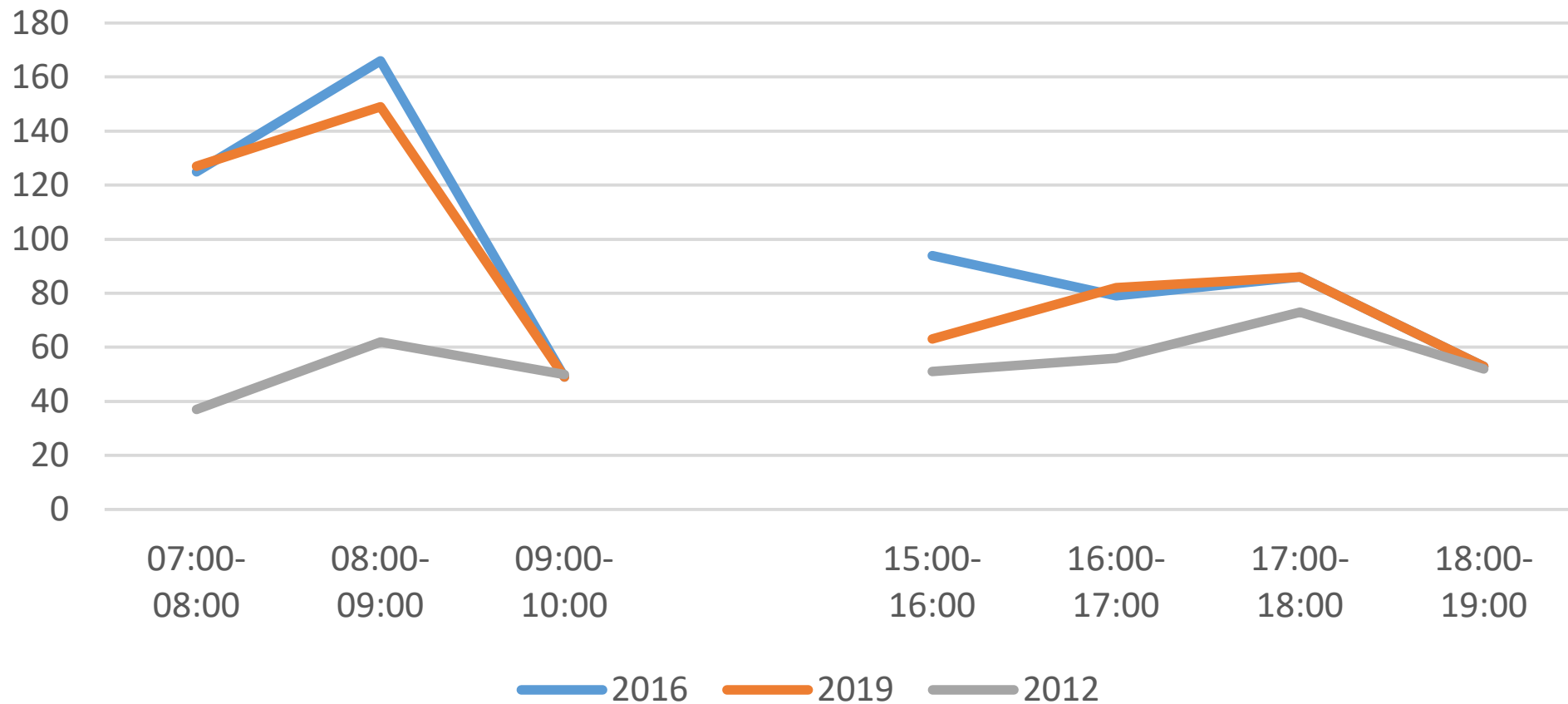
# Coopers Lane Northbound



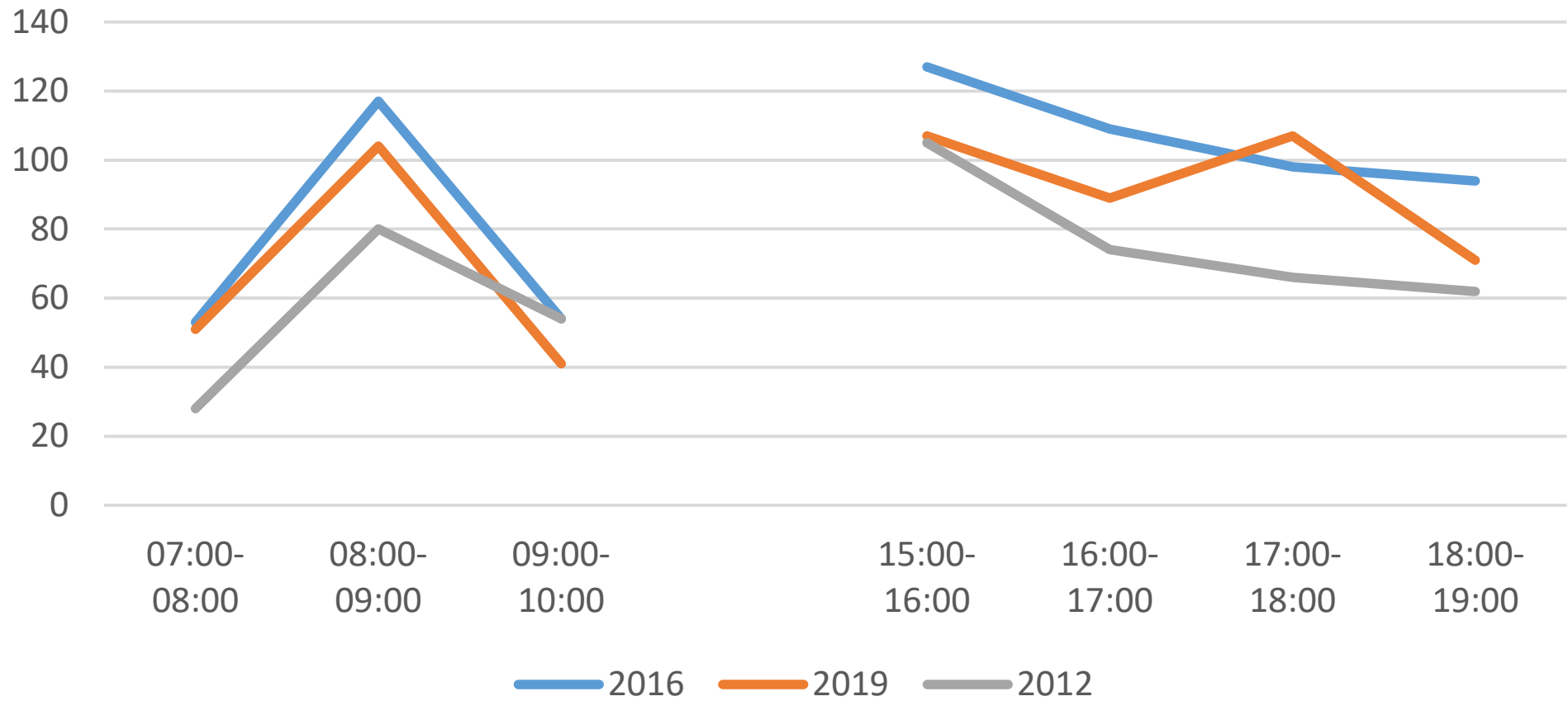
# Coopers Lane Southbound



# Bramley Lane Northbound

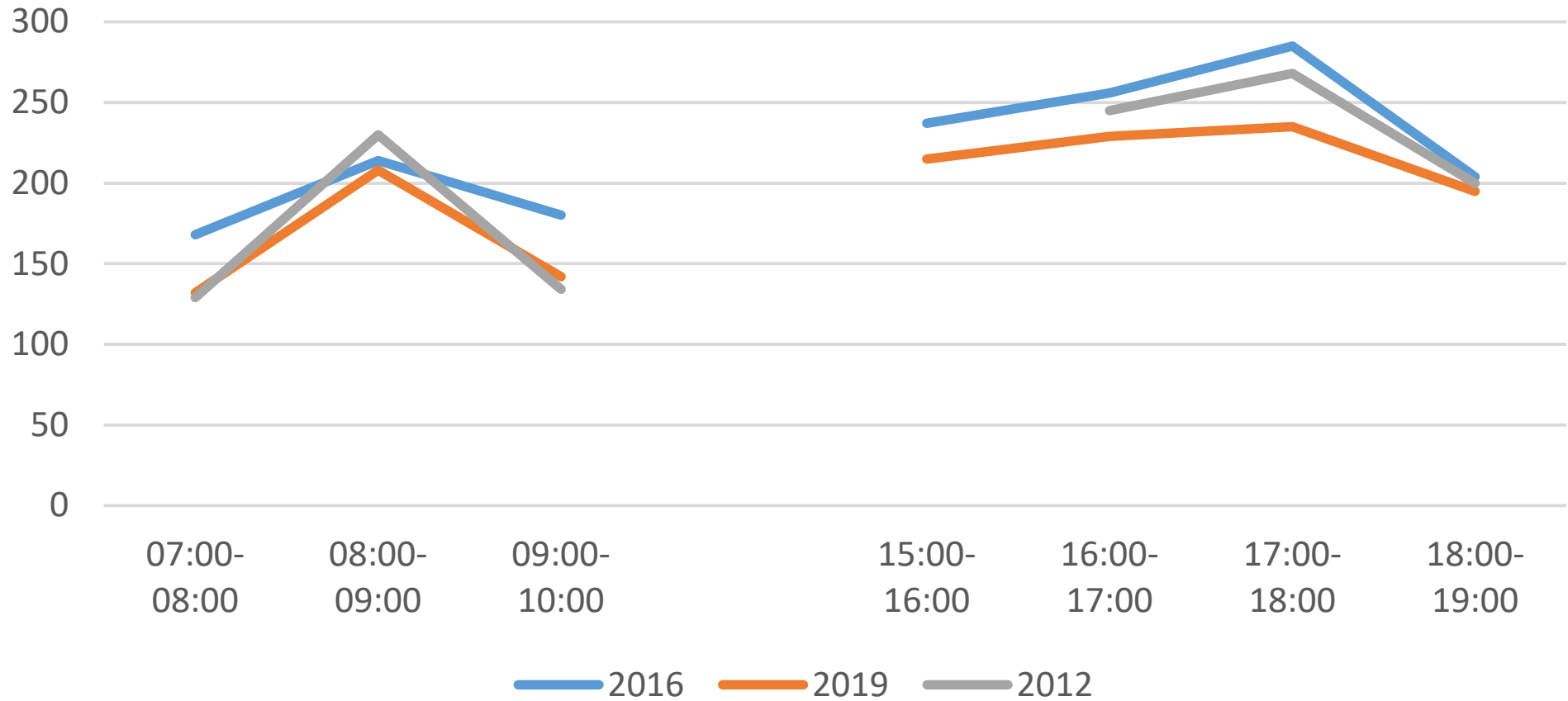


# Bramley Lane Southbound

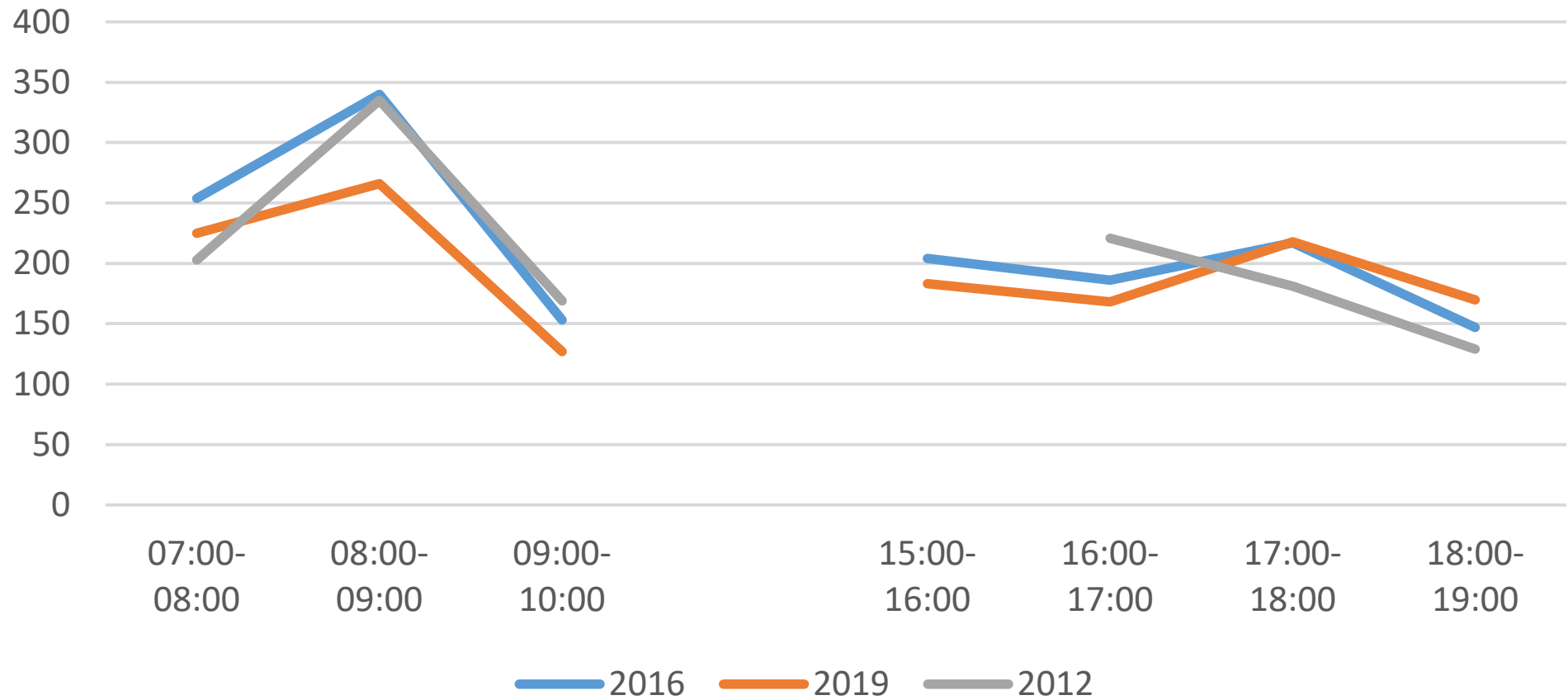




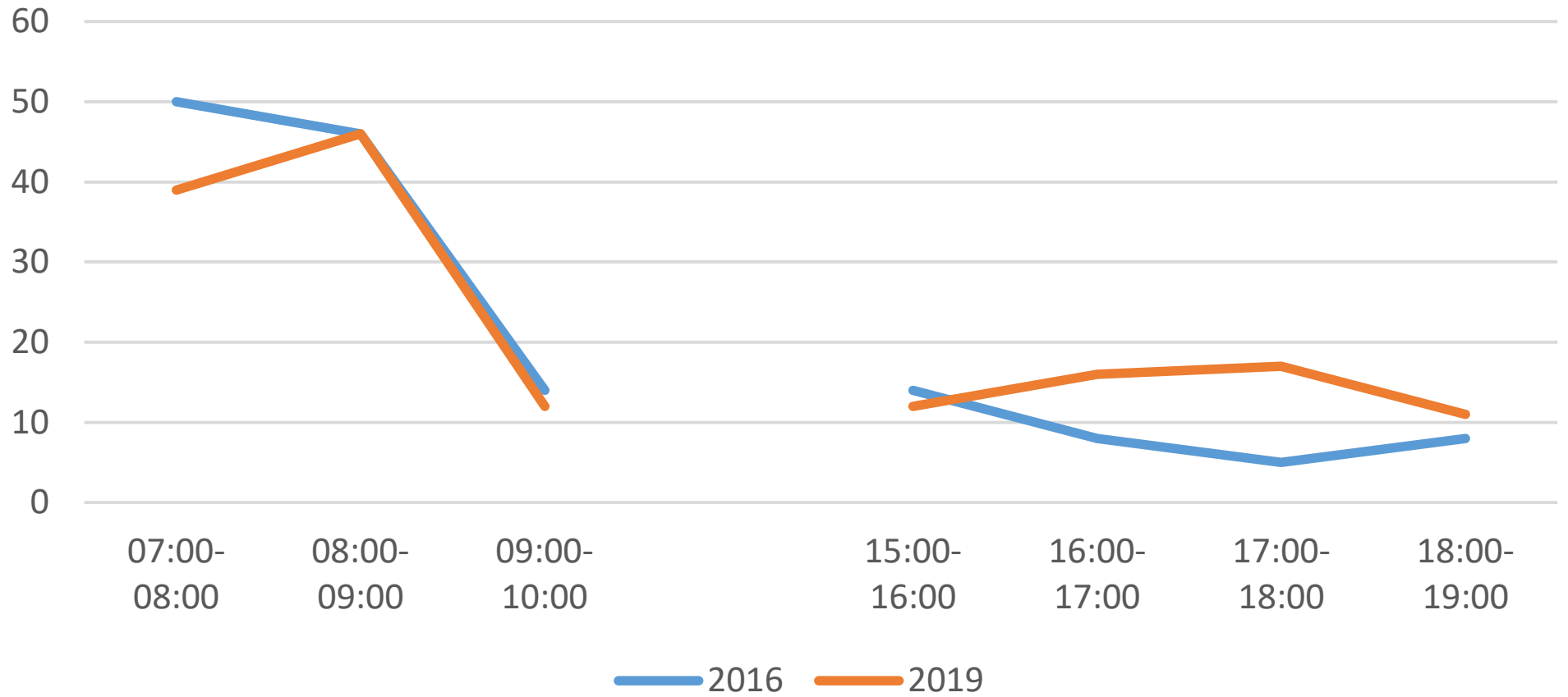
# Sherfield Road (Centre) Eastbound



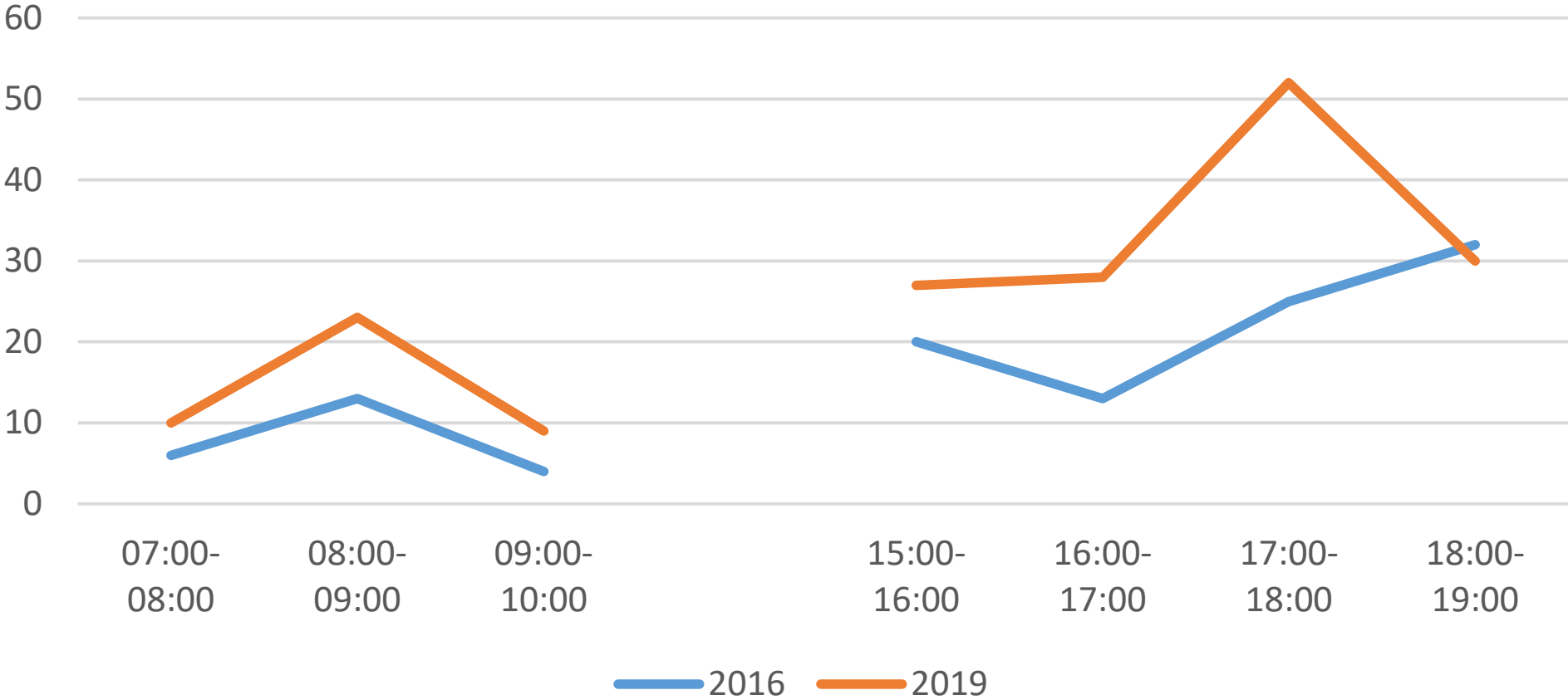
## Sherfield Road (Centre) Westbound



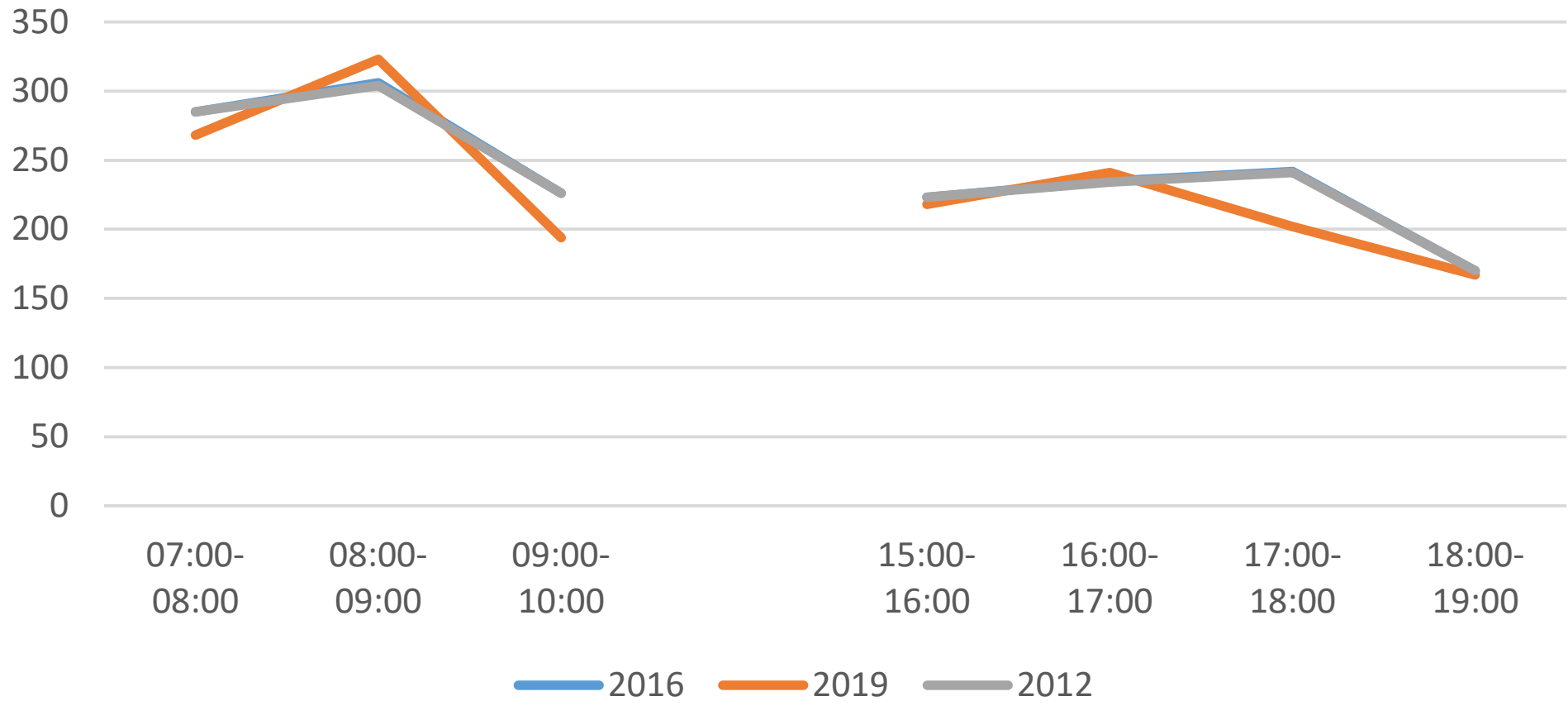
# Folly Lane Northbound



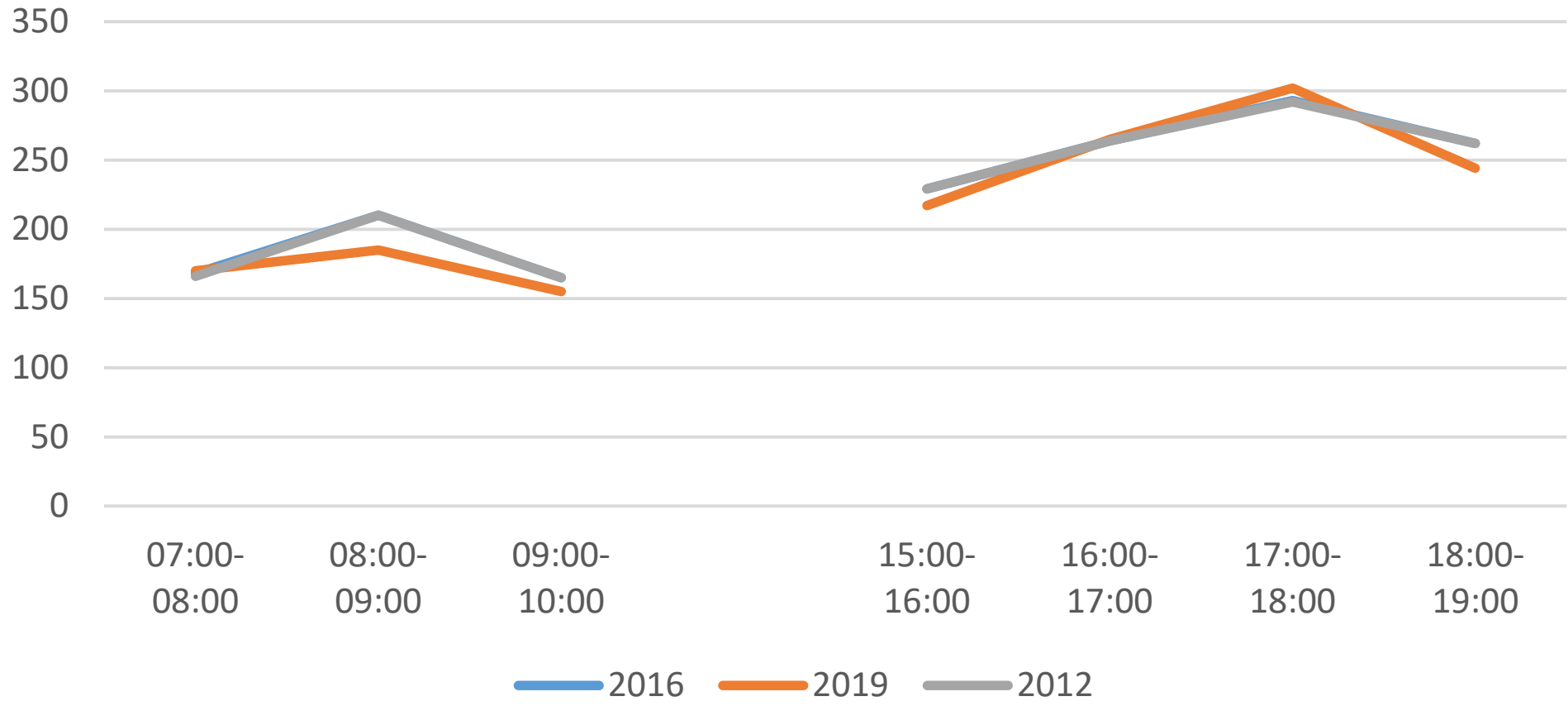
# Folly Lane Southbound



# Sherfield Lane Eastbound



# Sherfield Lane Westbound



Job Number 3189-LON-Bramley  
 Client IVW Highways  
 Project Bramley  
 Location 51.32599, -1.0791  
 Site No. 1  
 Road Silchester Road  
 Start Date 25-Apr-16  
 Direction Eastbound

**Volume Summary**

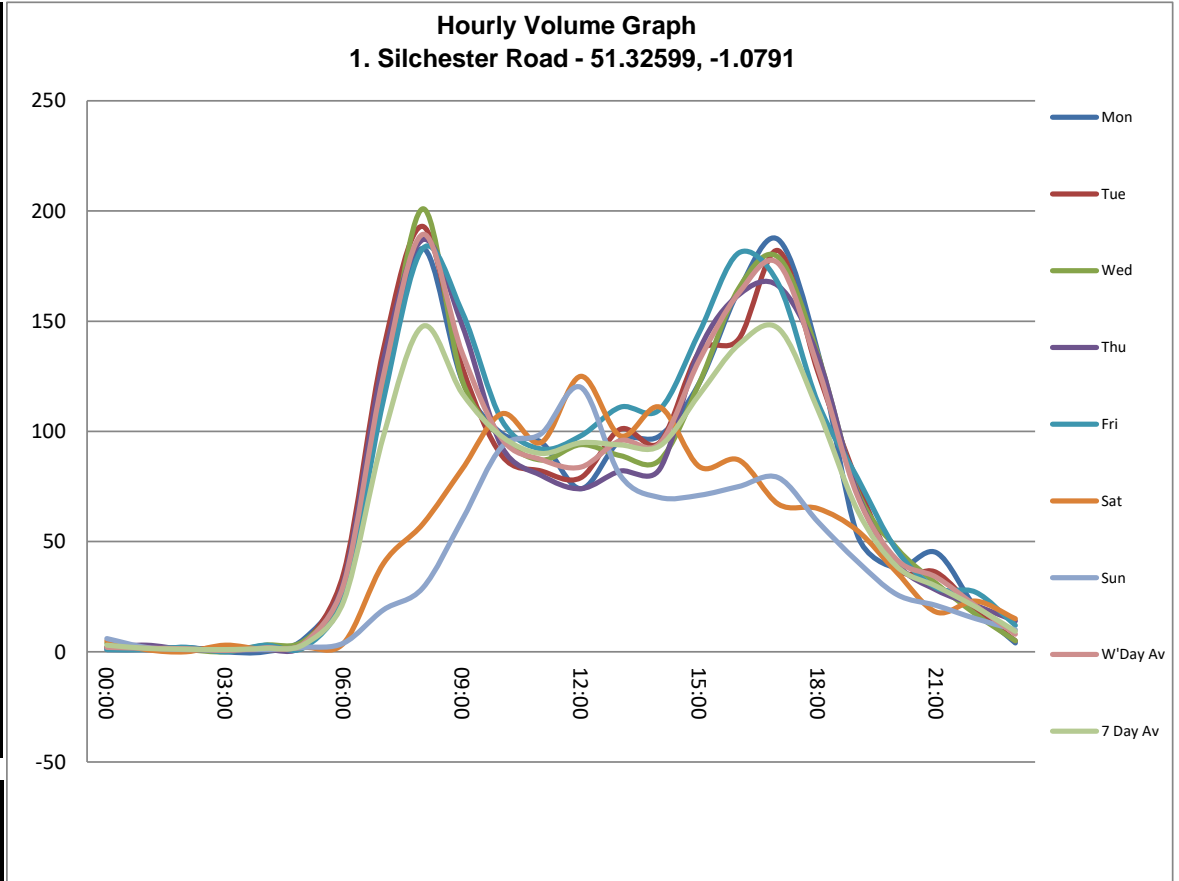
Average Weekday **1,726**  
 7 Day Average **1,542**

1. Silchester Road - 51.32599, -1.0791

▼ Eastbound ▼

Time	Day of Week							Ave W'day	7 Day Ave
	Mon 25-Apr	Tue 26-Apr	Wed 27-Apr	Thu 28-Apr	Fri 29-Apr	Sat 30-Apr	Sun 01-May		
AM Peak	183	193	201	187	183	108	99		
PM Peak	187	182	179	166	181	125	120		
00:00	1	2	4	2	1	5	6	2	3
01:00	1	1	2	3	1	1	2	2	2
02:00	2	1	1	1	2	0	1	1	1
03:00	0	2	0	1	0	3	1	1	1
04:00	0	2	3	1	3	1	1	2	2
05:00	6	4	5	3	2	2	2	4	3
06:00	32	36	29	32	25	4	4	31	23
07:00	125	137	117	132	114	40	19	125	98
08:00	183	193	201	187	183	58	29	189	148
09:00	123	129	123	148	154	83	60	135	117
10:00	99	89	97	93	105	108	93	97	98
11:00	95	82	87	80	92	95	99	87	90
12:00	74	79	94	74	98	125	120	84	95
13:00	96	101	89	82	111	98	80	96	94
14:00	98	95	87	83	110	111	70	95	93
15:00	122	136	122	137	145	84	71	132	117
16:00	164	142	165	162	181	87	75	163	139
17:00	187	182	179	166	167	67	79	176	147
18:00	136	127	135	134	113	65	59	129	110
19:00	53	77	73	72	79	55	41	71	64
20:00	38	38	47	40	46	36	26	42	39
21:00	45	36	31	28	29	18	21	34	30
22:00	20	19	17	21	27	23	15	21	20
23:00	4	5	5	14	12	15	10	8	9
<b>Total</b>	<b>1704</b>	<b>1715</b>	<b>1713</b>	<b>1696</b>	<b>1800</b>	<b>1184</b>	<b>984</b>	<b>1726</b>	<b>1542</b>

07:00-19:00	1502	1492	1496	1478	1573	1021	854	1508	1345
06:00-22:00	1670	1679	1676	1650	1752	1134	946	1685	1501
06:00-24:00	1694	1703	1698	1685	1791	1172	971	1714	1531
00:00-24:00	1704	1715	1713	1696	1800	1184	984	1726	1542



**Job Number** 3189-LON-Bramley  
**Client** IVW Highways  
**Project** Bramley  
**Location** 51.32599, -1.0791  
**Site No.** 1  
**Road** Silchester Road  
**Start Date** 25-Apr-16  
**Direction** Westbound

**Volume Summary**

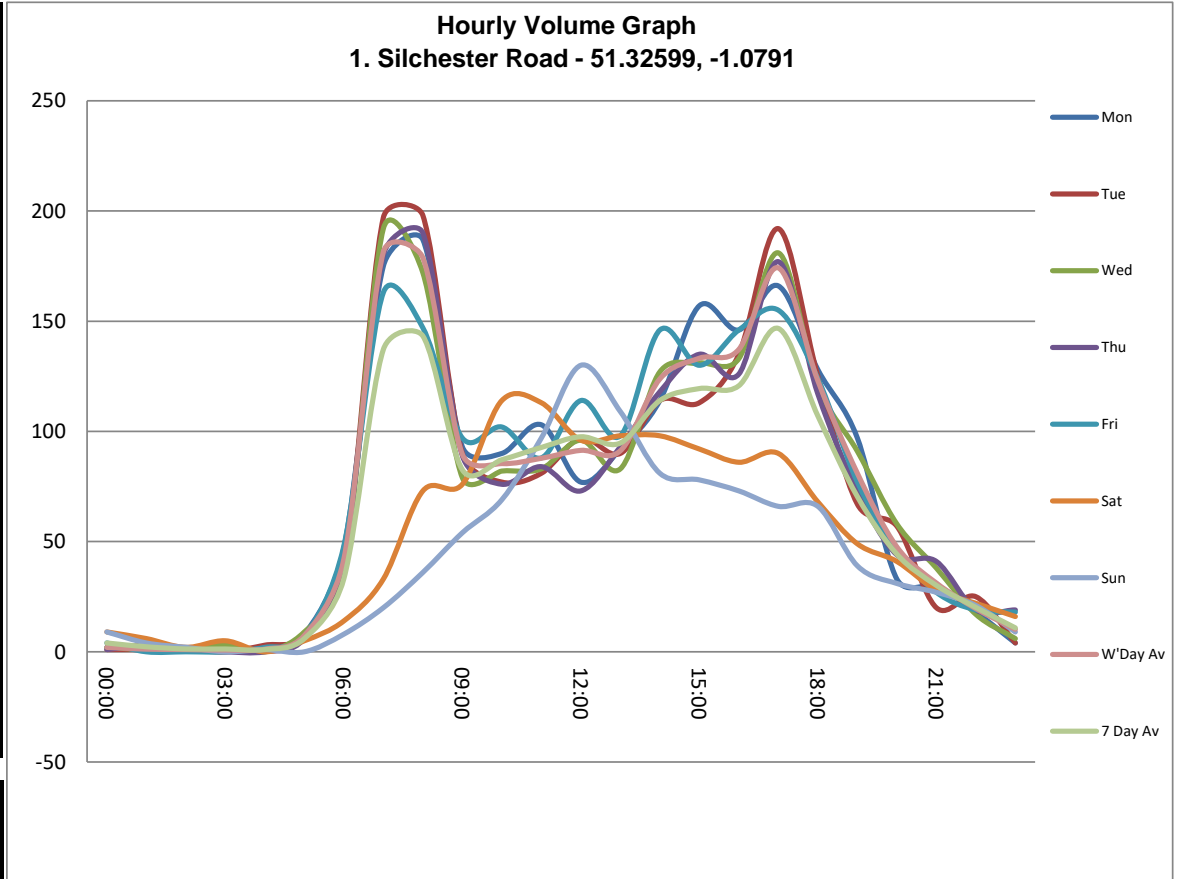
**Average Weekday** 1,742  
**7 Day Average** 1,568

1. Silchester Road - 51.32599, -1.0791

Westbound

Time	Day of Week							Ave W'day	7 Day Ave
	Mon 25-Apr	Tue 26-Apr	Wed 27-Apr	Thu 28-Apr	Fri 29-Apr	Sat 30-Apr	Sun 01-May		
AM Peak	187	198	192	190	163	114	97		
PM Peak	166	192	181	177	155	98	130		
00:00	2	1	2	1	4	9	9	2	4
01:00	1	1	1	3	0	6	4	1	2
02:00	2	1	1	1	0	2	2	1	1
03:00	1	0	3	0	0	5	0	1	1
04:00	1	3	0	0	2	0	1	1	1
05:00	8	7	9	6	7	5	0	7	6
06:00	47	38	35	42	48	14	8	42	33
07:00	175	197	192	180	163	33	20	181	137
08:00	187	198	172	190	147	73	36	179	143
09:00	93	90	79	89	97	76	54	90	83
10:00	90	77	82	76	102	114	69	85	87
11:00	103	81	83	84	88	113	97	88	93
12:00	77	97	96	73	114	96	130	91	98
13:00	92	90	83	93	98	98	109	91	95
14:00	114	114	127	118	146	98	81	124	114
15:00	157	113	131	135	130	92	78	133	119
16:00	146	135	133	126	146	86	73	137	121
17:00	166	192	181	177	155	90	66	174	147
18:00	128	125	121	117	124	68	66	123	107
19:00	97	67	91	73	77	49	39	81	70
20:00	33	57	58	44	46	41	31	48	44
21:00	30	20	38	41	27	28	27	31	30
22:00	18	25	17	19	19	22	21	20	20
23:00	4	4	6	19	18	16	9	10	11
<b>Total</b>	<b>1772</b>	<b>1733</b>	<b>1741</b>	<b>1707</b>	<b>1758</b>	<b>1234</b>	<b>1030</b>	<b>1742</b>	<b>1568</b>

07:00-19:00	1528	1509	1480	1458	1510	1037	879	1497	1343
06:00-22:00	1735	1691	1702	1658	1708	1169	984	1699	1521
06:00-24:00	1757	1720	1725	1696	1745	1207	1014	1729	1552
00:00-24:00	1772	1733	1741	1707	1758	1234	1030	1742	1568





**Job Number** 3189-LON-Bramley  
**Client** IVW Highways  
**Project** Bramley  
**Location** 51.32599, -1.0791  
**Site No.** 1  
**Road** Silchester Road  
**Start Date** 25-Apr-16  
**Direction** Combined

## Volume Summary

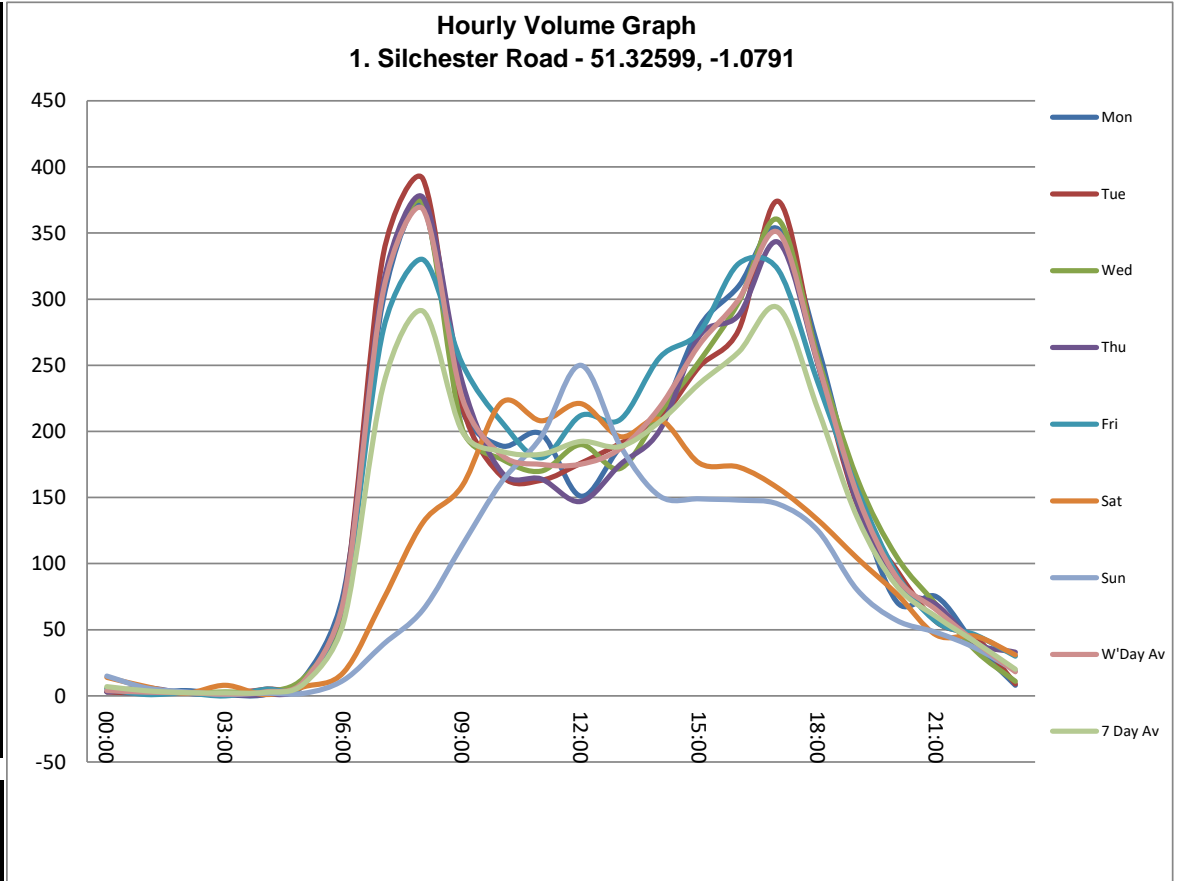
**Average Weekday** 3,468  
**7 Day Average** 3,110

1. Silchester Road - 51.32599, -1.0791

Combined

Time	Day of Week							Ave W'day	7 Day Ave
	Mon 25-Apr	Tue 26-Apr	Wed 27-Apr	Thu 28-Apr	Fri 29-Apr	Sat 30-Apr	Sun 01-May		
AM Peak	370	391	373	377	330	222	196		
PM Peak	353	374	360	343	327	221	250		
00:00	3	3	6	3	5	14	15	4	7
01:00	2	2	3	6	1	7	6	3	4
02:00	4	2	2	2	2	2	3	2	2
03:00	1	2	3	1	0	8	1	1	2
04:00	1	5	3	1	5	1	2	3	3
05:00	14	11	14	9	9	7	2	11	9
06:00	79	74	64	74	73	18	12	73	56
07:00	300	334	309	312	277	73	39	306	235
08:00	370	391	373	377	330	131	65	368	291
09:00	216	219	202	237	251	159	114	225	200
10:00	189	166	179	169	207	222	162	182	185
11:00	198	163	170	164	180	208	196	175	183
12:00	151	176	190	147	212	221	250	175	192
13:00	188	191	172	175	209	196	189	187	189
14:00	212	209	214	201	256	209	151	218	207
15:00	279	249	253	272	275	176	149	266	236
16:00	310	277	298	288	327	173	148	300	260
17:00	353	374	360	343	322	157	145	350	293
18:00	264	252	256	251	237	133	125	252	217
19:00	150	144	164	145	156	104	80	152	135
20:00	71	95	105	84	92	77	57	89	83
21:00	75	56	69	69	56	46	48	65	60
22:00	38	44	34	40	46	45	36	40	40
23:00	8	9	11	33	30	31	19	18	20
<b>Total</b>	<b>3476</b>	<b>3448</b>	<b>3454</b>	<b>3403</b>	<b>3558</b>	<b>2418</b>	<b>2014</b>	<b>3468</b>	<b>3110</b>

07:00-19:00	3030	3001	2976	2936	3083	2058	1733	3005	2688
06:00-22:00	3405	3370	3378	3308	3460	2303	1930	3384	3022
06:00-24:00	3451	3423	3423	3381	3536	2379	1985	3443	3083
00:00-24:00	3476	3448	3454	3403	3558	2418	2014	3468	3110



**PCC** Boars Bridge, Bramley (ATC 1)

Site No. 503901 Site Ref. 503901

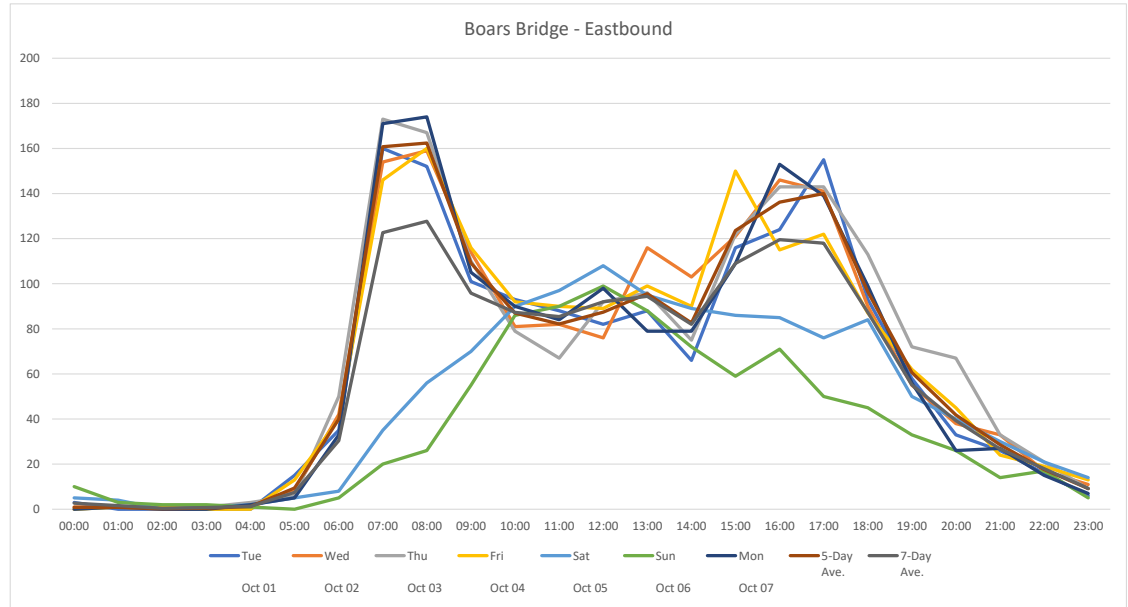
Site 1

Vehicle Count Report

Week Begin: 01 October 2019

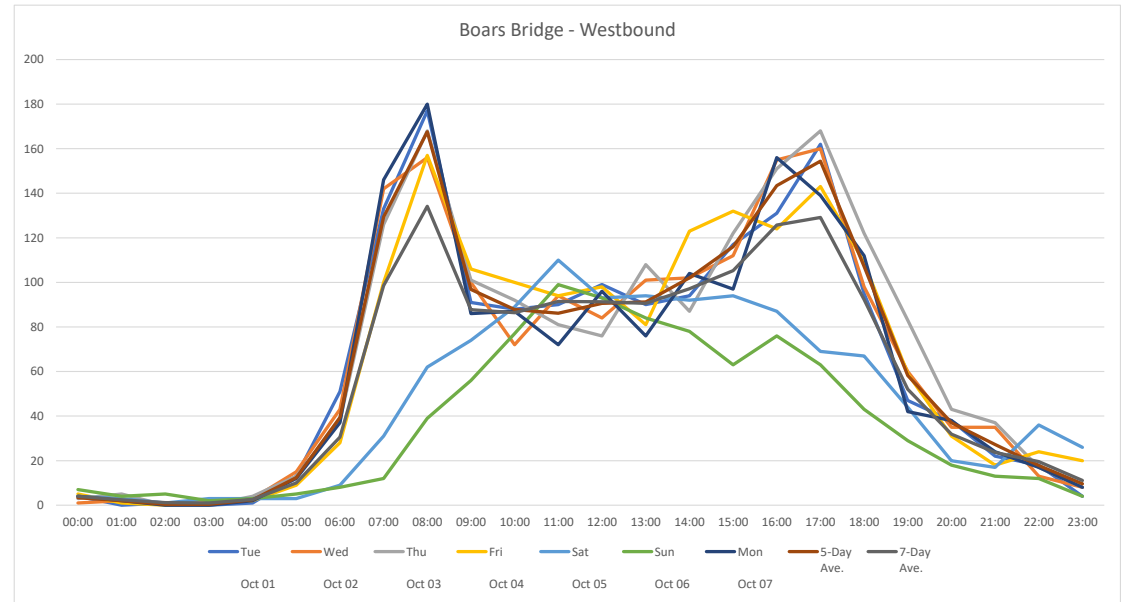
Channel: Eastbound

	Tue Oct 01	Wed Oct 02	Thu Oct 03	Fri Oct 04	Sat Oct 05	Sun Oct 06	Mon Oct 07	5-Day Ave.	7-Day Ave.
00:00	3	1	0	0	5	10	0	1	3
01:00	0	1	1	1	4	3	1	1	2
02:00	0	0	0	1	0	2	0	0	0
03:00	0	1	1	0	1	2	0	0	1
04:00	0	1	3	0	2	1	2	1	1
05:00	15	8	6	13	5	0	5	9	7
06:00	35	42	50	40	8	5	33	40	30
07:00	160	154	173	146	35	20	171	161	123
08:00	152	159	167	160	56	26	174	162	128
09:00	101	114	110	116	70	55	105	109	96
10:00	93	81	79	92	90	86	90	87	87
11:00	88	82	67	90	97	90	84	82	85
12:00	82	76	92	89	108	99	98	87	92
13:00	88	116	96	99	95	88	79	96	94
14:00	66	103	75	90	89	72	79	83	82
15:00	116	121	122	150	86	59	109	124	109
16:00	124	146	143	115	85	71	153	136	120
17:00	155	141	143	122	76	50	139	140	118
18:00	93	90	113	87	84	45	99	96	87
19:00	58	55	72	62	50	33	56	61	55
20:00	33	38	67	45	40	26	26	42	39
21:00	26	33	33	24	30	14	27	29	27
22:00	16	17	21	19	21	17	15	18	18
23:00	6	11	9	13	14	5	7	9	9
<b>Total</b>									
12H(7-19)	1318	1383	1380	1356	971	761	1380	1363	1221
16H(6-22)	1470	1551	1602	1527	1099	839	1522	1534	1373
18H(6-24)	1492	1579	1632	1559	1134	861	1544	1561	1400
24H(0-24)	1510	1591	1643	1574	1151	879	1552	1574	1414
<b>AM Peak</b>	07:00	08:00	07:00	08:00	11:00	11:00	08:00	08:00	08:00
	160	159	173	160	97	90	174	162	128
<b>PM Peak</b>	17:00	16:00	17:00	15:00	12:00	12:00	16:00	17:00	16:00
	155	146	143	150	108	99	153	140	120



Site No. 503901 503901  
 Site 1  
 Vehicle Count Report Week Begin: 01 October 2019 Channel: Westbound

	Tue Oct 01	Wed Oct 02	Thu Oct 03	Fri Oct 04	Sat Oct 05	Sun Oct 06	Mon Oct 07	5-Day Ave.	7-Day Ave.
00:00	4	1	3	5	4	7	4	3	4
01:00	0	2	5	1	3	4	2	2	2
02:00	1	1	0	0	1	5	0	0	1
03:00	0	1	0	1	3	2	0	0	1
04:00	1	3	4	2	3	3	2	2	3
05:00	13	15	13	9	3	5	12	12	10
06:00	51	43	38	28	9	8	37	39	31
07:00	133	142	126	100	31	12	146	129	99
08:00	177	156	168	157	62	39	180	168	134
09:00	91	100	101	106	74	56	86	97	88
10:00	88	72	92	100	89	77	87	88	86
11:00	90	94	81	94	110	99	72	86	91
12:00	99	84	76	98	93	93	96	91	91
13:00	90	101	108	81	94	84	76	91	91
14:00	94	102	87	123	92	78	104	102	97
15:00	117	112	122	132	94	63	97	116	105
16:00	131	155	151	124	87	76	156	143	126
17:00	162	160	168	143	69	63	139	154	129
18:00	95	98	122	109	67	43	112	107	92
19:00	47	60	83	59	44	29	42	58	52
20:00	38	35	43	31	20	18	38	37	32
21:00	22	35	37	18	17	13	24	27	24
22:00	18	13	17	24	36	12	17	18	20
23:00	4	8	8	20	26	4	8	10	11
<b>Total</b>									
12H(7-19)	1367	1376	1402	1367	962	783	1351	1373	1230
16H(6-22)	1525	1549	1603	1503	1052	851	1492	1534	1368
18H(6-24)	1547	1570	1628	1547	1114	867	1517	1562	1399
24H(0-24)	1566	1593	1653	1565	1131	893	1537	1583	1420
<b>AM Peak</b>	08:00	08:00	08:00	08:00	11:00	11:00	08:00	08:00	08:00
	177	156	168	157	110	99	180	168	134
<b>PM Peak</b>	17:00	17:00	17:00	17:00	15:00	12:00	16:00	17:00	17:00
	162	160	168	143	94	93	156	154	129



Site No. 503901

Site Ref. 503901

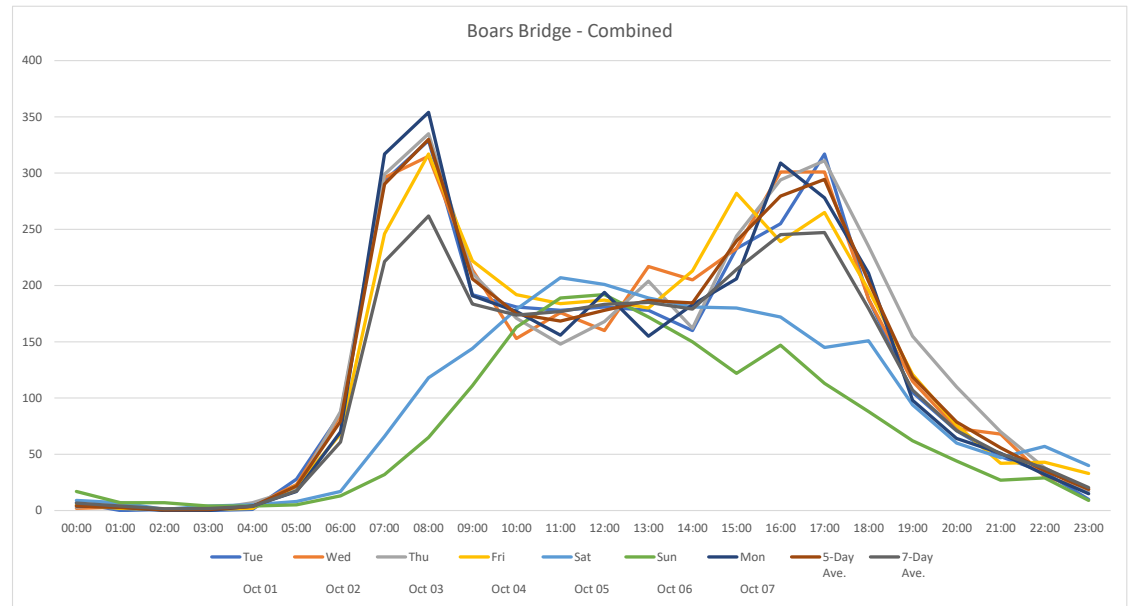
Site 1

Vehicle Count Report

Week Begin: 01 October 2019

Channel: Total Flow

	Tue Oct 01	Wed Oct 02	Thu Oct 03	Fri Oct 04	Sat Oct 05	Sun Oct 06	Mon Oct 07	5-Day Ave.	7-Day Ave.
00:00	7	2	3	5	9	17	4	4	7
01:00	0	3	6	2	7	7	3	3	4
02:00	1	1	0	1	1	7	0	1	2
03:00	0	2	1	1	4	4	0	1	2
04:00	1	4	7	2	5	4	4	4	4
05:00	28	23	19	22	8	5	17	22	17
06:00	86	85	88	68	17	13	70	79	61
07:00	293	296	299	246	66	32	317	290	221
08:00	329	315	335	317	118	65	354	330	262
09:00	192	214	211	222	144	111	191	206	184
10:00	181	153	171	192	179	163	177	175	174
11:00	178	176	148	184	207	189	156	168	177
12:00	181	160	168	187	201	192	194	178	183
13:00	178	217	204	180	189	172	155	187	185
14:00	160	205	162	213	181	150	183	185	179
15:00	233	233	244	282	180	122	206	240	214
16:00	255	301	294	239	172	147	309	280	245
17:00	317	301	311	265	145	113	278	294	247
18:00	188	188	235	196	151	88	211	204	180
19:00	105	115	155	121	94	62	98	119	107
20:00	71	73	110	76	60	44	64	79	71
21:00	48	68	70	42	47	27	51	56	50
22:00	34	30	38	43	57	29	32	35	38
23:00	10	19	17	33	40	9	15	19	20
<b>Total</b>									
<b>12H(7-19)</b>	2685	2759	2782	2723	1933	1544	2731	2736	2451
<b>16H(6-22)</b>	2995	3100	3205	3030	2151	1690	3014	3069	2741
<b>18H(6-24)</b>	3039	3149	3260	3106	2248	1728	3061	3123	2799
<b>24H(0-24)</b>	3076	3184	3296	3139	2282	1772	3089	3157	2834
<b>AM Peak</b>	08:00 329	08:00 315	08:00 335	08:00 317	11:00 207	11:00 189	08:00 354	08:00 330	08:00 262
<b>PM Peak</b>	17:00 317	17:00 301	17:00 311	15:00 282	12:00 201	12:00 192	16:00 309	17:00 294	17:00 247



**Job Number** 3189-LON-Bramley  
**Client** IVW Highways  
**Project** Bramley  
**Location** 51.32512, -1.04354  
**Site No.** 2  
**Road** Sherfield Road  
**Start Date** 25-Apr-16  
**Direction** Eastbound

**Volume Summary**

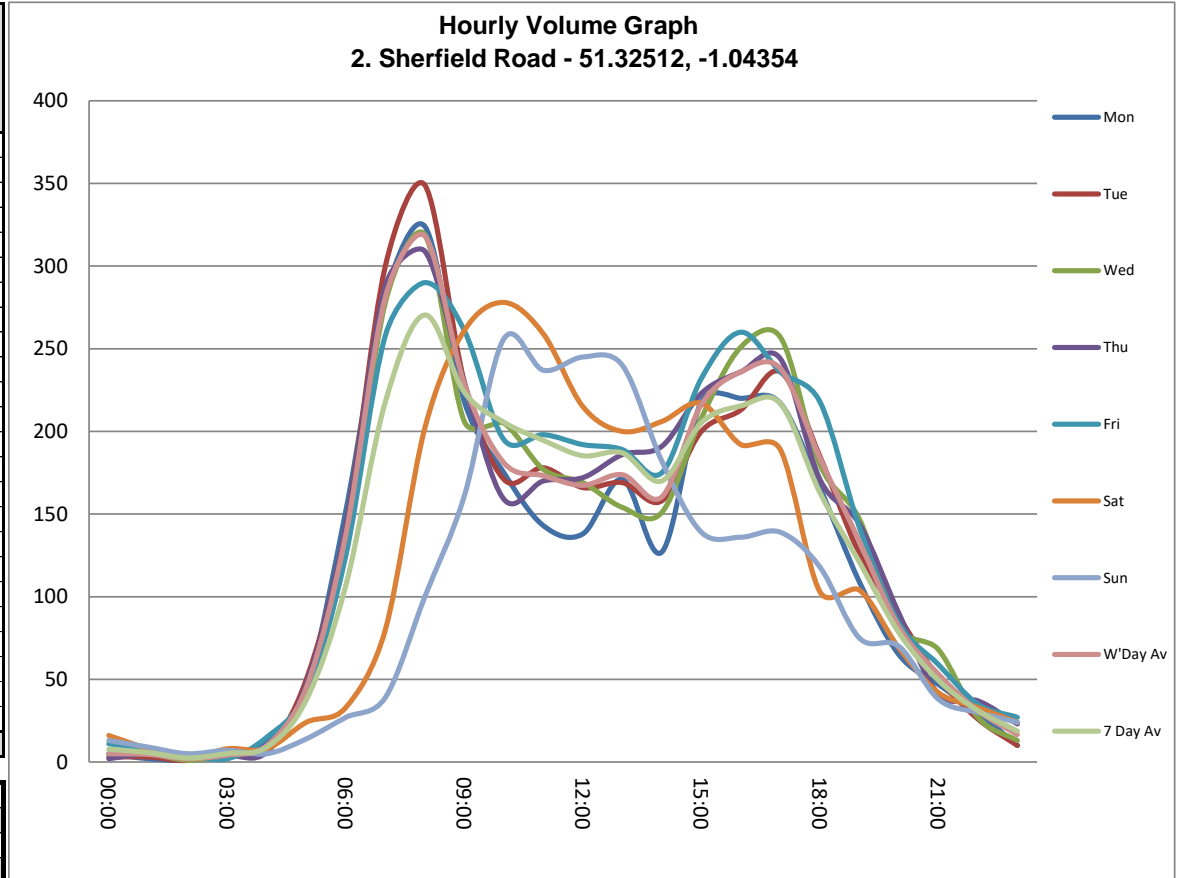
**Average Weekday** 3,083  
**7 Day Average** 2,928

2. Sherfield Road - 51.32512, -1.04354

▼ Eastbound ▼

Time	Day of Week							Ave W'day	7 Day Ave
	Mon 25-Apr	Tue 26-Apr	Wed 27-Apr	Thu 28-Apr	Fri 29-Apr	Sat 30-Apr	Sun 01-May		
<b>AM Peak</b>	<b>324</b>	<b>349</b>	<b>319</b>	<b>309</b>	<b>290</b>	<b>278</b>	<b>256</b>		
<b>PM Peak</b>	<b>220</b>	<b>236</b>	<b>257</b>	<b>244</b>	<b>260</b>	<b>217</b>	<b>245</b>		
00:00	5	3	4	2	11	16	13	5	8
01:00	2	3	5	5	8	8	9	5	6
02:00	1	1	1	3	4	2	5	2	2
03:00	4	7	4	4	2	8	7	4	5
04:00	12	8	9	6	15	8	5	10	9
05:00	45	50	41	47	42	24	14	45	38
06:00	152	142	128	141	125	33	27	138	107
07:00	282	300	278	288	258	80	39	281	218
08:00	324	349	319	309	290	202	100	318	270
09:00	218	230	206	229	261	261	161	229	224
10:00	175	171	205	159	195	278	256	181	206
11:00	143	178	177	170	198	259	237	173	195
12:00	138	166	169	172	192	215	245	167	185
13:00	171	169	154	186	189	200	240	174	187
14:00	127	158	151	191	175	206	182	160	170
15:00	218	200	208	223	232	217	139	216	205
16:00	220	213	251	236	260	192	136	236	215
17:00	217	236	257	244	236	189	139	238	217
18:00	166	185	180	171	218	103	118	184	163
19:00	109	126	147	144	142	104	75	134	121
20:00	65	88	82	90	84	69	70	82	78
21:00	47	51	68	41	59	42	38	53	49
22:00	30	26	27	37	35	33	30	31	31
23:00	10	10	13	23	27	24	24	17	19
<b>Total</b>	<b>2881</b>	<b>3070</b>	<b>3084</b>	<b>3121</b>	<b>3258</b>	<b>2773</b>	<b>2309</b>	<b>3083</b>	<b>2928</b>

07:00-19:00	2399	2555	2555	2578	2704	2402	1992	2558	2455
06:00-22:00	2772	2962	2980	2994	3114	2650	2202	2964	2811
06:00-24:00	2812	2998	3020	3054	3176	2707	2256	3012	2860
00:00-24:00	2881	3070	3084	3121	3258	2773	2309	3083	2928



**Job Number** 3189-LON-Bramley  
**Client** IVW Highways  
**Project** Bramley  
**Location** 51.32512, -1.04354  
**Site No.** 2  
**Road** Sherfield Road  
**Start Date** 25-Apr-16  
**Direction** Westbound

## Volume Summary

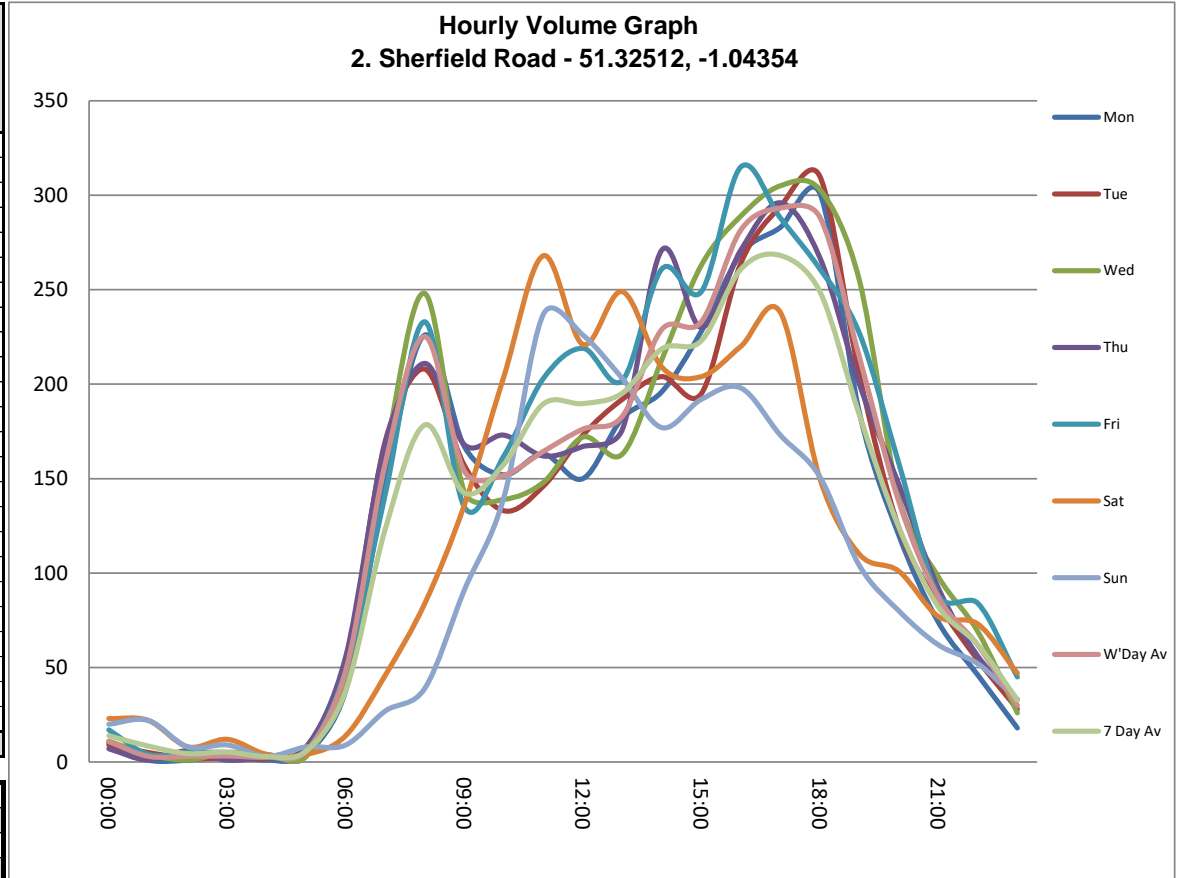
**Average Weekday** 3,146  
**7 Day Average** 2,960

2. Sherfield Road - 51.32512, -1.04354

Westbound

Time	Day of Week							Ave W'day	7 Day Ave
	Mon 25-Apr	Tue 26-Apr	Wed 27-Apr	Thu 28-Apr	Fri 29-Apr	Sat 30-Apr	Sun 01-May		
AM Peak	226	208	248	211	233	268	237		
PM Peak	301	310	305	296	315	249	226		
00:00	10	9	11	7	17	23	20	11	14
01:00	1	5	4	1	4	22	22	3	8
02:00	1	2	1	6	5	8	8	3	4
03:00	3	2	5	1	5	12	9	3	5
04:00	1	2	4	3	3	4	3	3	3
05:00	4	8	3	8	6	4	8	6	6
06:00	38	52	47	56	49	14	9	48	38
07:00	147	170	163	169	142	46	27	158	123
08:00	226	208	248	211	233	84	39	225	178
09:00	167	157	143	168	135	136	91	154	142
10:00	152	133	139	173	162	204	140	152	158
11:00	163	146	148	162	203	268	237	164	190
12:00	150	173	172	167	219	221	226	176	190
13:00	182	192	163	176	202	249	203	183	195
14:00	196	204	213	271	261	209	177	229	219
15:00	228	195	263	230	249	204	192	233	223
16:00	269	264	289	271	315	220	198	282	261
17:00	283	294	305	296	288	238	173	293	268
18:00	301	310	303	267	261	150	151	288	249
19:00	185	205	255	200	227	110	104	214	184
20:00	120	124	140	147	158	101	80	138	124
21:00	74	84	98	92	88	77	62	87	82
22:00	46	54	69	56	84	73	52	62	62
23:00	18	28	26	33	45	47	33	30	33
<b>Total</b>	<b>2965</b>	<b>3021</b>	<b>3212</b>	<b>3171</b>	<b>3361</b>	<b>2724</b>	<b>2264</b>	<b>3146</b>	<b>2960</b>

07:00-19:00	2464	2446	2549	2561	2670	2229	1854	2538	2396
06:00-22:00	2881	2911	3089	3056	3192	2531	2109	3026	2824
06:00-24:00	2945	2993	3184	3145	3321	2651	2194	3118	2919
00:00-24:00	2965	3021	3212	3171	3361	2724	2264	3146	2960



**Job Number** 3189-LON-Bramley  
**Client** IVW Highways  
**Project** Bramley  
**Location** 51.32512, -1.04354  
**Site No.** 2  
**Road** Sherfield Road  
**Start Date** 25-Apr-16  
**Direction** Combined

## Volume Summary

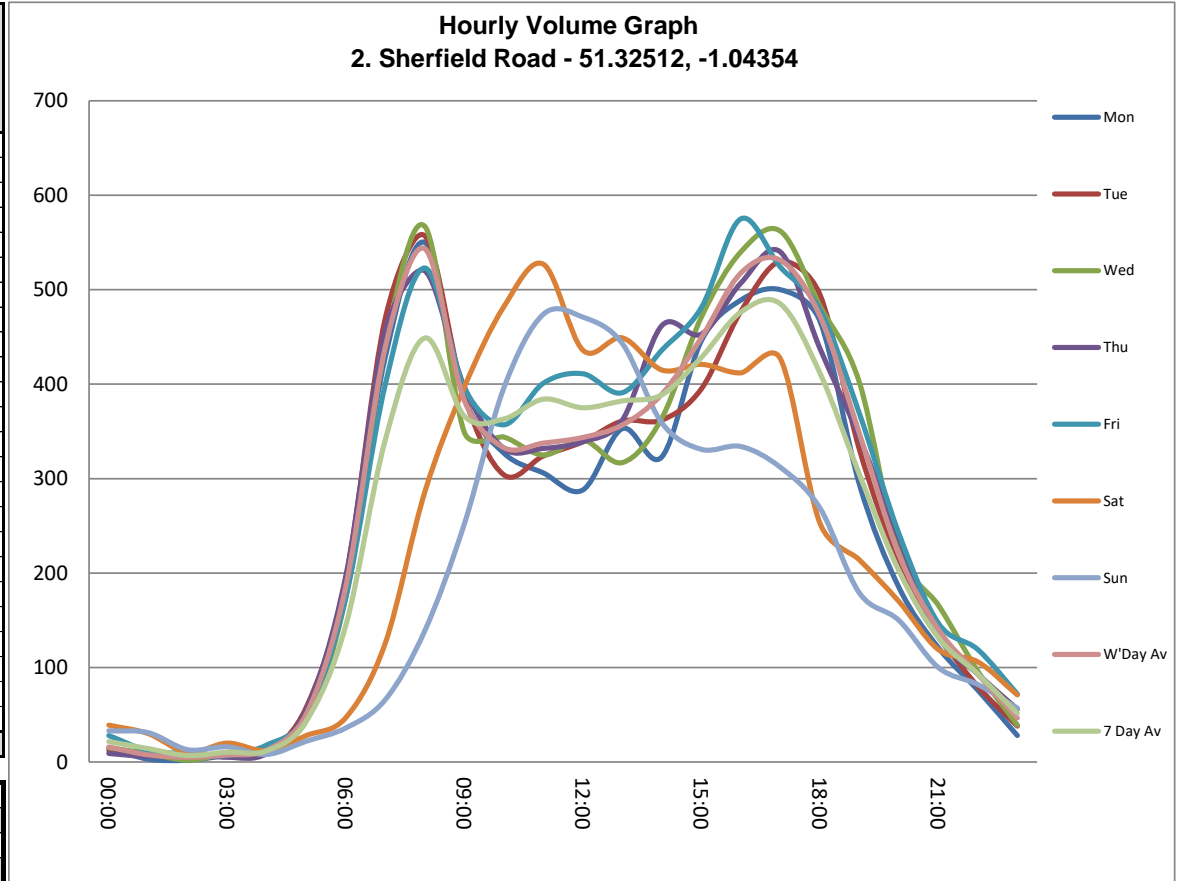
**Average Weekday** 6,229  
**7 Day Average** 5,888

2. Sherfield Road - 51.32512, -1.04354

Combined

Time	Day of Week							Ave W'day	7 Day Ave
	Mon 25-Apr	Tue 26-Apr	Wed 27-Apr	Thu 28-Apr	Fri 29-Apr	Sat 30-Apr	Sun 01-May		
AM Peak	550	557	567	520	523	527	474		
PM Peak	500	530	562	540	575	449	471		
00:00	15	12	15	9	28	39	33	16	22
01:00	3	8	9	6	12	30	31	8	14
02:00	2	3	2	9	9	10	13	5	7
03:00	7	9	9	5	7	20	16	7	10
04:00	13	10	13	9	18	12	8	13	12
05:00	49	58	44	55	48	28	22	51	43
06:00	190	194	175	197	174	47	36	186	145
07:00	429	470	441	457	400	126	66	439	341
08:00	550	557	567	520	523	286	139	543	449
09:00	385	387	349	397	396	397	252	383	366
10:00	327	304	344	332	357	482	396	333	363
11:00	306	324	325	332	401	527	474	338	384
12:00	288	339	341	339	411	436	471	344	375
13:00	353	361	317	362	391	449	443	357	382
14:00	323	362	364	462	436	415	359	389	389
15:00	446	395	471	453	481	421	331	449	428
16:00	489	477	540	507	575	412	334	518	476
17:00	500	530	562	540	524	427	312	531	485
18:00	467	495	483	438	479	253	269	472	412
19:00	294	331	402	344	369	214	179	348	305
20:00	185	212	222	237	242	170	150	220	203
21:00	121	135	166	133	147	119	100	140	132
22:00	76	80	96	93	119	106	82	93	93
23:00	28	38	39	56	72	71	57	47	52
<b>Total</b>	<b>5846</b>	<b>6091</b>	<b>6296</b>	<b>6292</b>	<b>6619</b>	<b>5497</b>	<b>4573</b>	<b>6229</b>	<b>5888</b>

07:00-19:00	4863	5001	5104	5139	5374	4631	3846	5096	4851
06:00-22:00	5653	5873	6069	6050	6306	5181	4311	5990	5635
06:00-24:00	5757	5991	6204	6199	6497	5358	4450	6130	5779
00:00-24:00	5846	6091	6296	6292	6619	5497	4573	6229	5888



**PCC** Sherfield Road, Bramley (ATC 10)

Site No. 503910

Site Ref. 503910

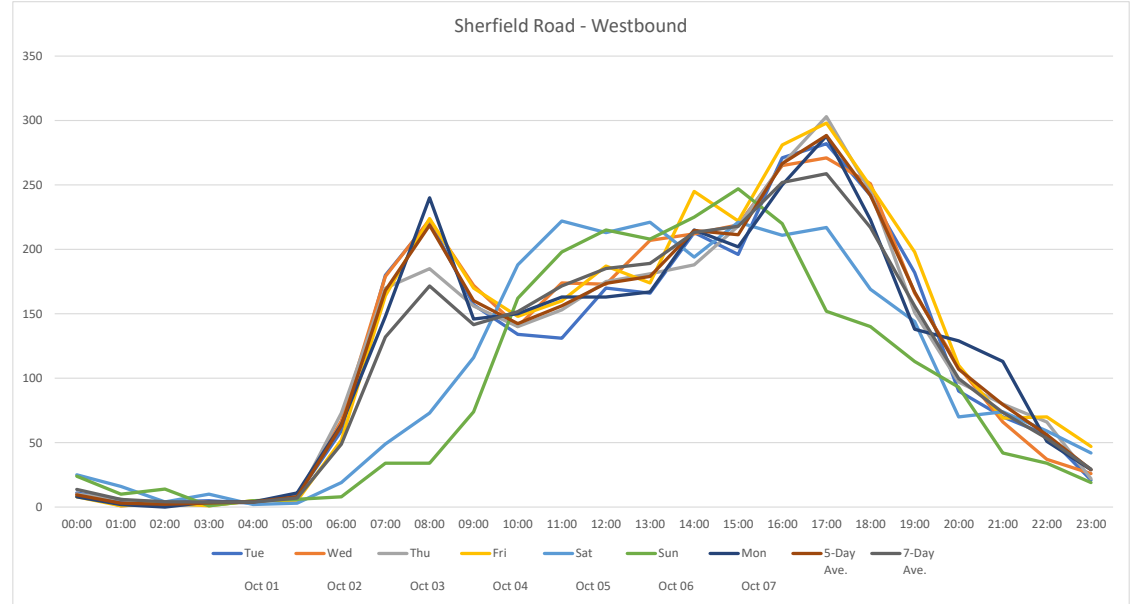
Site 10

Vehicle Count Report

Week Begin: 01 October 2019

Channel: Westbound

	Tue Oct 01	Wed Oct 02	Thu Oct 03	Fri Oct 04	Sat Oct 05	Sun Oct 06	Mon Oct 07	5-Day Ave.	7-Day Ave.
00:00	11	10	10	8	25	24	8	9	14
01:00	5	1	6	1	16	10	2	3	6
02:00	4	3	1	3	4	14	0	2	4
03:00	5	4	2	1	10	1	4	3	4
04:00	3	4	4	5	2	5	4	4	4
05:00	9	8	7	5	3	6	11	8	7
06:00	59	67	73	52	19	8	64	63	49
07:00	180	179	170	164	49	34	148	168	132
08:00	222	223	185	224	73	34	240	219	172
09:00	157	172	156	170	116	74	146	160	142
10:00	134	140	140	148	188	162	150	142	152
11:00	131	174	153	160	222	198	163	156	172
12:00	170	173	175	187	213	215	163	174	185
13:00	166	207	181	174	221	208	167	179	189
14:00	213	212	188	245	194	225	215	215	213
15:00	196	219	218	222	221	247	202	211	218
16:00	271	265	266	281	211	220	250	267	252
17:00	282	271	303	298	217	152	288	288	259
18:00	242	251	245	249	169	140	223	242	217
19:00	182	166	151	198	144	113	138	167	156
20:00	90	109	97	110	70	93	129	107	100
21:00	70	66	80	69	74	42	113	80	73
22:00	56	37	66	70	59	34	51	56	53
23:00	21	26	22	47	42	19	29	29	29
<b>Total</b>									
12H(7-19)	2364	2486	2380	2522	2094	1909	2355	2421	2301
16H(6-22)	2765	2894	2781	2951	2401	2165	2799	2838	2679
18H(6-24)	2842	2957	2869	3068	2502	2218	2879	2923	2762
24H(0-24)	2879	2987	2899	3091	2562	2278	2908	2953	2801
<b>AM Peak</b>	08:00	08:00	08:00	08:00	11:00	11:00	08:00	08:00	11:00
	222	223	185	224	222	198	240	219	172
<b>PM Peak</b>	17:00	17:00	17:00	17:00	15:00	15:00	17:00	17:00	17:00
	282	271	303	298	221	247	288	288	259





Site No. 503910

503910

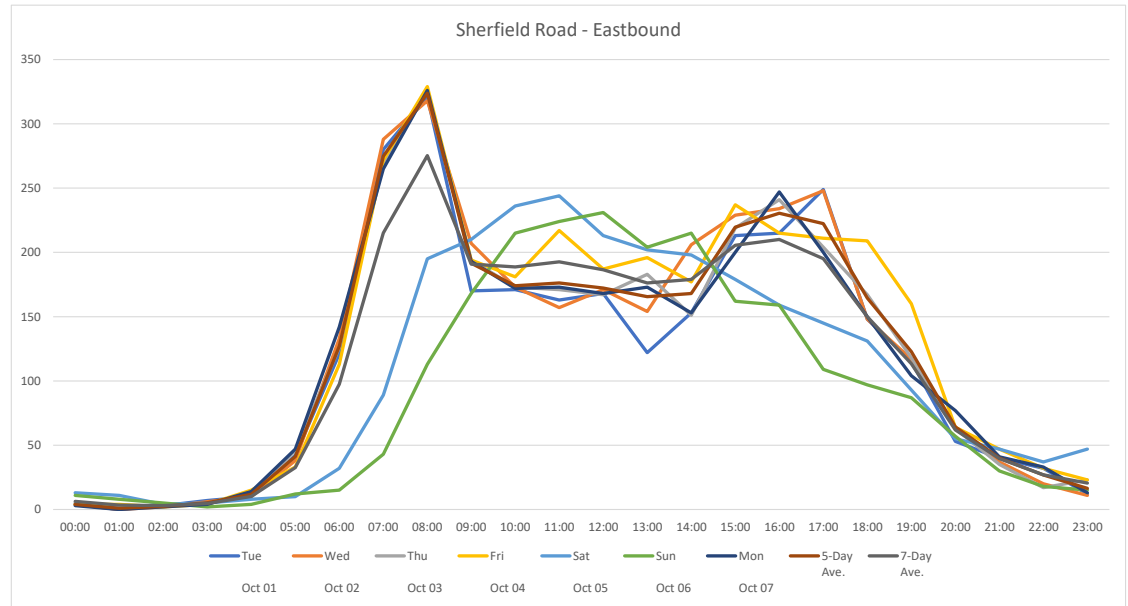
Site 10

Vehicle Count Report

Week Begin: 01 October 2019

Channel: Eastbound

	Tue Oct 01	Wed Oct 02	Thu Oct 03	Fri Oct 04	Sat Oct 05	Sun Oct 06	Mon Oct 07	5-Day Ave.	7-Day Ave.
00:00	4	4	5	4	13	11	3	4	6
01:00	0	0	1	4	11	8	0	1	3
02:00	3	2	3	2	4	5	2	2	3
03:00	7	6	5	4	5	2	4	5	5
04:00	10	10	10	15	8	4	14	12	10
05:00	42	38	46	33	10	12	47	41	33
06:00	121	133	126	113	32	15	142	127	97
07:00	280	288	269	272	89	43	265	275	215
08:00	321	318	325	329	195	113	326	324	275
09:00	170	207	194	194	210	168	193	192	191
10:00	171	173	173	181	236	215	172	174	189
11:00	163	157	171	217	244	224	173	176	193
12:00	168	171	167	187	213	231	168	172	186
13:00	122	154	183	196	202	204	173	166	176
14:00	153	206	151	177	198	215	153	168	179
15:00	213	229	219	237	179	162	200	220	206
16:00	215	234	241	215	159	159	247	230	210
17:00	249	248	204	211	145	109	200	222	195
18:00	148	148	167	209	131	97	150	164	150
19:00	115	117	118	160	93	87	104	123	113
20:00	53	64	63	64	55	57	77	64	62
21:00	40	37	35	47	47	30	41	40	40
22:00	32	20	17	32	37	18	33	27	27
23:00	12	11	23	23	47	15	13	16	21
<b>Total</b>									
12H(7-19)	2373	2533	2464	2625	2201	1940	2420	2483	2365
16H(6-22)	2702	2884	2806	3009	2428	2129	2784	2837	2677
18H(6-24)	2746	2915	2846	3064	2512	2162	2830	2880	2725
24H(0-24)	2812	2975	2916	3126	2563	2204	2900	2946	2785
<b>AM Peak</b>	08:00	08:00	08:00	08:00	11:00	11:00	08:00	08:00	08:00
	321	318	325	329	244	224	326	324	275
<b>PM Peak</b>	17:00	17:00	16:00	15:00	12:00	12:00	16:00	16:00	16:00
	249	248	241	237	213	231	247	230	210



Site No. 503910

Site Ref. 503910

Site 10

Vehicle Count Report

Week Begin: 01 October 2019

Channel: Total Flow

	Tue Oct 01	Wed Oct 02	Thu Oct 03	Fri Oct 04	Sat Oct 05	Sun Oct 06	Mon Oct 07	5-Day Ave.	7-Day Ave.
00:00	15	14	15	12	38	35	11	13	20
01:00	5	1	7	5	27	18	2	4	9
02:00	7	5	4	5	8	19	2	5	7
03:00	12	10	7	5	15	3	8	8	9
04:00	13	14	14	20	10	9	18	16	14
05:00	51	46	53	38	13	18	58	49	40
06:00	180	200	199	165	51	23	206	190	146
07:00	460	467	439	436	138	77	413	443	347
08:00	543	541	510	553	268	147	566	543	447
09:00	327	379	350	364	326	242	339	352	332
10:00	305	313	313	329	424	377	322	316	340
11:00	294	331	324	377	466	422	336	332	364
12:00	338	344	342	374	426	446	331	346	372
13:00	288	361	364	370	423	412	340	345	365
14:00	366	418	399	422	392	440	368	383	392
15:00	409	448	437	459	400	409	402	431	423
16:00	486	499	507	496	370	379	497	497	462
17:00	531	519	507	509	362	261	488	511	454
18:00	390	399	412	458	300	237	373	406	367
19:00	297	283	269	358	237	200	242	290	269
20:00	143	173	160	174	125	150	206	171	162
21:00	110	103	115	116	121	72	154	120	113
22:00	88	57	83	102	96	52	84	83	80
23:00	33	37	45	70	89	34	42	45	50
<b>Total</b>									
<b>12H(7-19)</b>	4737	5019	4844	5147	4295	3849	4775	4904	4667
<b>16H(6-22)</b>	5467	5778	5587	5960	4829	4294	5583	5675	5357
<b>18H(6-24)</b>	5588	5872	5715	6132	5014	4380	5709	5803	5487
<b>24H(0-24)</b>	5691	5962	5815	6217	5125	4482	5808	5899	5586
<b>AM Peak</b>	08:00	08:00	08:00	08:00	11:00	11:00	08:00	08:00	08:00
	543	541	510	553	466	422	566	543	447
<b>PM Peak</b>	17:00	17:00	17:00	17:00	12:00	12:00	16:00	17:00	16:00
	531	519	507	509	426	446	497	511	462

